

Winthrop Eagles

2024-25 Record: 4-3, 0-0 Big South

2023-24 Record: 17-15, 8-8 Big South

Head Coach: Mark Prosser (3rd season/7th overall)

Winthrop/Career Record: 59-44/101-120

Big South Record: 32-18

**LIU****LIU Sharks**

2024-25 Record: 3-3, 0-0 NEC

2023-24 Final Record: 7-22, 6-10 NEC

Head Coach: Rod Strickland (3rd season/same)

LIU/Career Record: 13-51/same)

NEC Record: 7-25

WINTHROP**TIP-INS**

- Eagles are in their 47th season of basketball overall and 40th in the Big South Conference
- Looking for a second straight home win and the 5th home win of the season
- On Nov. 17 the Eagles captured the program's 800th win all-time (801-614)
- The victory was also the 100th career win for head coach Mark Prosser
- Winthrop is 128-95 all-time in the month of November and has been .500 or better in the month for 11 straight seasons
- This is the first meeting with a MAAC opponent since Nov. 15, 2016 at Manhattan

HOW THEY MATCHUP

81.4	Scoring	75.5
.431	FG%	.454
.265	3FG%	.346
7.1	3FGM PG	7.7
.664	FT%	.697
43.0	Rebounding	35.0
10.7	Assists	12.8
9.4	Steals	7.0
3.0	Blocks	3.0
15.3	Turnovers PG	11.2
73.6	Scoring Defense	72.0
.405	FG% Defense	.420
.348	3FG% Defense	.313
+7.4	Rebound Margin	+1.0
+2.1	Turnover Margin	+2.0
L1	W/L Streak	W1

GAME INFORMATION**Game 8: LIU at Winthrop**

Nov. 25, 2024 | 6:30 p.m. (EST)

Rock Hill, S.C. | Winthrop Coliseum (6,100)

Radio: Winthrop Sports Network

Station: 94.3 FM | WGNC AM1450/101.1FM | ESPN730

Play-by-Play: Mike Pacheco

Analyst: Michael Jenkins

Television: ESPN+

Play-by-Play: Ford Martin

Analyst: Reggie Walker Jr.

---Series History vs. LIU---

Overall..... first meeting

Last Meetingn/a

Resultn/a

Current Streakn/a

at KFC Yum! Centern/a

Streak at Virginia Techn/a

In Overtimen/a

Most Points (WIN).....n/a

Most Points (LIU).....n/a

Prosser vs. LIU..... first meeting

Prosser vs. MAAC 0-0

2024-25 Schedule/Results**4-3, 0-0 Big South****NOVEMBER (4-3)**

4	Piedmont	W, 125-65
9	Little Rock (Homecoming)	W, 82-67
11	at Virginia Tech (ACCNX)	L, 58-52
15 +	William & Mary	W, 86-85
16 +	Georgia Southern	L, 89-87
17 +	North Carolina Central	W, 77-75
22	at Louisville (ACCNX)	L, 76-61
25	LIU	6:30 p.m.
27	Averett	6:30 p.m.

DECEMBER (0-0)

3	at Queens	7:00 p.m.
7	Coastal Carolina	7:00 p.m.
12 +	Bob Jones	6:30 p.m.
17	at Florida State (ACCNX)	7:00 p.m.
21	Mercer	2:00 p.m.
29	at Indiana	4:00 p.m.

JANUARY (0-0)

2 *	USC Upstate	4:00 p.m.
4 *	at Radford	4:30 p.m.
8 *	at Gardner-Webb	7:00 p.m.
11 *	Longwood	2:00 p.m.
15 *	Charleston Southern	6:30 p.m.
18 *	at UNC Asheville	2:00 p.m.
25 *	at High Point	2:00 p.m.
29 *	Presbyterian College	6:30 p.m.

FEBRUARY (0-0)

1 *	Gardner-Webb	2:00 p.m.
5 *	at Charleston Southern	7:00 p.m.
8 *	at USC Upstate	2:00 p.m.
12 *	Radford	6:30 p.m.
15 *	High Point	2:00 p.m.
19 *	at Presbyterian College	7:00 p.m.
26 *	at Longwood	7:00 p.m.

MARCH (0-0)

1 *	UNC Asheville	4:00 p.m.
5-9 #	Big South Tournament	TBD

+ (Played at Rock Hill Sports & Events Center - Rock Hill, SC)

* Big South Conference Game

Big South Tournament (Freedom Hall - Johnson City, Tenn.)

All Games (EST)

PROBABLE STARTERS (ACCORDING TO LAST GAME)

3 JONES III	11 HARRISON	55 BAKER	12 DOUCET	4 TALFORD
Fr. ▶ Guard	Sr. ▶ Guard	Jr. ▶ Guard	Sr. ▶ Forward	Sr. ▶ Forward
MIN. 19.1	MIN. 30.7	MIN. 23.6	MIN. 22.4	MIN. 28.6
PPG 6.7	PPG 15.4	PPG 7.1	PPG 14.1	PPG 15.0
RPG 3.3	RPG 2.9	RPG 5.3	RPG 6.4	RPG 7.4
APG 0.6	APG 3.4	APG 0.9	APG 0.6	APG 0.7
FG% 28.1	FG% 52.9	FG% 30.9	FG% 58.3	FG% 58.2
3FG% 20.5	3FG% 16.7	3FG% 26.1	3FG% 57.1	FT% 71.1

Athletic Communications/MBB ContactBrett Redden - Asst. AD for Communications
(803) 367-1649 / reddennb@winthrop.edu

2024-25 Winthrop Basketball Roster

NUMERICAL ROSTER

NO.	NAME	YR.	POS.	HT.	WT.	HOMETOWN/PREVIOUS SCHOOL
1	Isaiah Wilson	Sr.	G	6-1	180	Pittsburgh, Pa./ Richmond
2	Ryan Jolly	Gr.	G	6-3	180	Martinez, Ga. / Piedmont University
3	Paul Jones III	Fr.	G	6-4	170	Suffolk, Va. / Combine Academy
4	Kelton Talford	Sr.	F	6-7	200	Great Falls, S.C./ Great Falls H.S.
5	Yoro Diallo	R-So.	F	6-8	210	Cincinnati, Ohio/ Moeller H.S.
8	Cam Christy	Jr.	G	6-4	200	Walton, Ky. / Mount St. Joseph University
10	Nick Johnson	Sr.	G	6-4	200	Bronx, N.Y./ New Hampshire
11	Kasen Harrison	Sr.	G	6-2	200	Beaumont, Texas/ Lamar
12	K.J. Doucet	Sr.	F	6-7	230	Austell, Ga./ Fort Valley State
13	Clay Howard	Sr.	G	6-3	180	Aiken, S.C./ Aiken H.S.
14	Noah Van Bibber	So.	G	6-5	190	Debary, Fla./ Concord Academy
15	Tommy Kamarad	Sr.	F	6-8	205	Buford, Ga. / Arkansas Tech
21	Tai Hamilton	So.	F	6-10	200	Charlotte, N.C. / William & Mary
22	Henry Harrison	So.	G	5-11	175	Lewisburg, Pa./ Lewisburg H.S.
51	Logan Duncomb	Jr.	C	6-10	230	Cincinnati, Ohio / Xavier
55	Bryce Baker	Jr.	G	6-5	200	Mooreville, N.C. / Old Dominion

COACHING STAFF

Head Coach—Mark Prosser (Marist, '02)
Associate Head Coach—Tony Rack (Northern Kentucky, '12)
Associate Head Coach—Monty Sanders (Elon, '09)
Assistant Coach—Mitchell Hill (Tennessee Tech, '15)
Director of Basketball Operations—Kaylin Johnson (Samford, '12)
Video Coordinator—Matt Erps (Winthrop, '18)
Graduate Assistant—Andre Smith (Winthrop, '15)
Special Assistant to Head Coach—Thomas Lefler (Western Carolina, '22)

PRONUNCIATION GUIDE

4-Kelton Talford	TAL-FERD
5-Yoro Diallo	YOR-OWE DEE-ALL-OH
12-K.J. Doucet	DEW-SET
15-Tommy Kamarad	CAM-UH-RAD
51-Logan Duncomb	DONE-COME

RADIO / TV PLAYER PHOTO CHART



Isaiah Wilson
G, 6-1, Sr.
Pittsburgh, Pa.



Ryan Jolly
G, 6-3, Gr.
Martinez, Ga.



Paul Jones III
G, 6-4, Fr.
Suffolk, Va.




Kelton Talford
F, 6-7, Sr.
Great Falls, S.C.



Yoro Diallo
F, 6-8, R-So.
Cincinnati, Ohio




Cam Christy
G, 6-4, Jr.
Walton, Ky.



Nick Johnson
G, 6-4, Sr.
Bronx, N.Y.




Kasen Harrison
G, 6-2, Sr.
Beaumont, Texas



K.J. Doucet
F, 6-7, Sr.
Austell, Ga.




Clay Howard
G, 6-3, Jr.
Aiken, S.C.



Noah Van Bibber
G, 6-5, So.
Debary, Fla.



Tommy Kamarad
F, 6-8, Sr.
Buford, Ga.



Tai Hamilton
F, 6-10, So.
Charlotte, N.C.



Henry Harrison
G, 5-11, So.
Lewisburg, Pa.



Logan Duncomb
C, 6-10, Jr.
Crystal Lake, Ill.



Bryce Baker
G, 6-5, Jr.
Mooreville, N.C.



Mark Prosser
HEAD COACH



EAGLE EYE VIEW OF THE TEAM

WINTHROP SERIES HISTORY VERSUS LIU/NEC

- Winthrop and LIU meet for the first time
- This is the first contest against a Northeast Conference opponent since Dec. 18, 2007 in a 64-59 loss at Mount St. Mary's
- Eagles are 2-2 all-time against opponents from the NEC

AT HOME

- Have now won seven straight home openers after the 125-65 victory over Piedmont
- Took 2-of-3 games at the Rock Hill Classic and are now 4-1 at home on the year
- Averaging 91.4 ppg while shooting 47 percent and allowing 76.2 ppg with opponent shooting 41 percent
- Finished last season with an 11-5 record, 4-4 in non-conference and 7-1 in Big South action
- Eagles have now won 11 or more home games in 11 of the last 12 seasons
- The longest home win streak in program history is 24 from 2005-06/2007-08
- Hold an all-time record of 482-178 in home games and 430-165 at the Winthrop Coliseum
- Since 1998-99 the Eagles are 304-70 at home (.813 winning percentage)
- Since 2012-13 the Eagles are 144-35 at home (.805 winning percentage)
- As an NCAA D1 member the Eagles are 401-149 in home contests

EAGLES IN BIG SOUTH

- Finished with an 8-8 mark for a 4th place finish in the standings
- Now have 12 straight seasons with at least a .500 or better record in conference
- Started league play 4-0 for the first time since 2021-22 and the 4th time in the last five seasons
- It was the 8th 4-0 start in program history (in 2006-07 the Eagles went 14-0 in league play)
- The Eagles are 49-18 in conference play over the last four seasons and 64-21 over the last five
- Hold an all-time regular season league record mark of 350-239 (.594)
- The 350 victories are the most by any Big South member

TEAM NEWS

- Mark Prosser coached his 100th game as head coach of the Eagles on Nov. 15 and captured his 100th career win the same day
- The win also marked the 800th in program history
- Coming off a 76-61 road loss at Louisville as two of the three losses on the season have been on the road against an ACC opponent
- Eagles went 2-1 in the Rock Hill Classic and all three matchups being one possession games
- The 100th win for Prosser came on a buzzer-beater by junior transfer Bryce Baker with a corner three
- It was the first buzzer beater win for the Eagles since Keon Johnson's jumper as time expired in an 86-84 victory at Radford on Jan. 13, 2016
- In games versus D1 opponents this season the Eagles are 3-3 overall and averaging 74.2 ppg while allowing 75.0 ppg
- Through seven games the Eagles have a +7.4 advantage on the glass and are averaging 15.9 offensive rebounds per game (13.8 per game vs. D1 opponents)
- The first loss of the season came at Virginia Tech, 58-52, which is the only road game of the season so far
- The loss came two days after the Eagles earned their 2-0 start since the 2021-22 season after the win over Little Rock
- The 58 points were the second-lowest the Eagles have ever allowed vs. an ACC opponent
- This was the first loss by the Eagles when holding an opponent under 60 points since falling 57-55 to UNC Asheville at home on Jan. 29, 2021
- In the win over Little Rock, the Eagles opened the second half on a 16-4 run for a double-digit lead and never looked back
- It was the second straight game this season, the Eagles dominated the glass 52-32
- It was also the second straight game the Eagles had 20-plus offensive rebounds (21 vs. Little Rock)
- Eagles opened with a 60-point victory over Piedmont on Nov. 4
- The 60-point win was the second-largest margin of victory in program history
- Hauled in 63 rebounds vs. Piedmont, first time grabbing 60 or more rebounds in a game since 2019 vs. Pfeiffer (61)
- The Eagles matched a program record for offensive rebounds with 28 that was set Dec. 2, 2023 against Coastal Carolina
- Also finished with 64 points in the paint and 38 second-chance points
- Ryan Jolly made his debut as an Eagle against his former team and finished with 15 points on 5-of-8 shooting
- Bryce Baker came off the bench as he also debuted for the Eagles and finished with 16 (4-for-8 from three)
- Eagles received five votes in the preseason CollegeInsider.com Mid-Major Top 25 and 17 in the most recent poll released Nov. 11 (Ironically three votes shy of the team they just beat - Little Rock)
- Hold an all-time mark of 128-95 in the month of November, 135-148 in the month of December, 252-185 in January and 230-152 in February
- Last year the Eagles won five games in November, the most since the 2013-14 season (5) and can match that with a win tonight
- It was just the 8th time in program history the team won five games in November
- Since 2016-17 the Eagles are 21-5 in home games during the month of November, 29-17 in December, 26-9 in January and 42-17 in February
- This is the program's 1,417th game as it holds an all-time record of 801-615
- The 2023-24 team set the NCAA D1 program record for free throws made (601) and free throws attempted (856) for a single-season
- The 18.8 free throws made per game were a program record, as were the 26.8 free throw attempts per game
- Attempted 238 more free throws than opponents and made 601, which was nearly as many as opponents attempted (618)
- Winthrop led the nation in free throw attempts per game (26.8)
- Eagles finished 9th in the nation in total free throw attempts, 16th in free throws made
- Through six games this year the Eagles are averaging 31.5 free throw attempts a game and have attempted 63 more free throws than their opponents
- The 31.5 free throw attempts rank 10th nationally (games through Nov. 19)
- Winthrop has made 140 free throws while opponents have attempted 152
- Voted to finish second in the Big South Conference Preseason Poll (1 first-place vote) for the second time in the last three seasons
- Winthrop has 10 or more threes in 37 games in the Prosser Era (Hold a 29-8 record in those 37 contests)
- Over the last four seasons Winthrop is 80-13 when leading at the half (138-24 since the start of the 2015-16 season/152-33 since the 2014-15 season)
- In the last 12 seasons the Eagles are 173-27 when leading at the half, 46-92 when trailing and 10-4 when tied
- In Big South contests since 2013-14, the Eagles are 116-16 when leading at the half, 34-39 when trailing and 7-3 when tied
- In the last 201 victories, the Eagles have won by double-figures in 123 of them (61%)
- Over the last 12 seasons Winthrop is 164-63 when attempting 20 or more free throws, 47-13 when attempting 30 or more, 8-3 when attempting 40 or more and 1-1 when attempting 50-plus
- During that same time span, Winthrop is 77-73 when it has less than 20 free throw attempts
- Have won nine of the last 11 games attempting 30 or more free throws after having lost 4-of-5 prior
- In the last 12 seasons Winthrop is 75-11 when making 10 or more threes and attempting 20 or more free throws in same game
- Since 2012-13 the Eagles have more wins than any other Big South Conference school (245), 34 more than the next team (Gardner-Webb/UNC Asheville -211)

TEAM STREAKS

EAGLE EYE VIEW OF THE TEAM

- Have hit at least one three-point basket in 388 consecutive games
- Now have 12 straight seasons with 10 or more home wins
- Have been Top 3 scoring in the Big South for 10 straight seasons

LOOKING BACK AT 2023-24

- Season ended with a 69-56 loss to 5th-seeded Longwood, the eventual Big South Champion
- Returned 4-of-5 starters from last year's team that was 17-15 overall
- All four returning starters were also the Top 4 in scoring from from 2023-24
- Two-Time All-Big South First Team selection Kelton Talford is the top returner as he led the team with 14.1 ppg and 5.8 rpg
- K.J. Doucet was second on the team in scoring at 12.4 ppg and second on the team with 51 made threes
- Kasen Harrison was also in double-figures at 11.3 ppg and led the team with 3.8 apg (ranked 3rd in Big South)
- Nick Johnson averaged 10.4 ppg and led the team with 44 steals, while ranking 4th in the Big South at 1.4 per game
- Also returning are Yoro Diallo and Noah Van Bibber as Diallo saw action in 28 games while Van Bibber played in 18 contests
- Added six newcomers in the offseason, five of which are transfers and one true freshman
- The transfers include Ryan Jolly (Piedmont), Tommy Kamarad (Arkansas Tech), Tai Hamilton (William & Mary), Logan Duncomb (Xavier) and Bryce Baker (Old Dominion)
- Paul Jones III is the lone freshman on the team

HEAD COACH MARK PROSSER

- In his fourth season as head coach of the Eagles and 8th season overall as a head coach
- He became the 7th head coach in program history and joined all previous head coaches in winning their first game coaching the Eagles
- Coached in his 100th game at the helm of the Eagles on Nov. 15 and earned his 100th career win in the same game
- Coached his 200th game and earned his 50th victory at Winthrop on Jan. 10 and earned an 81-71 road win
- Mark Prosser is coaching in his 210th game (182nd at NCAA D1 level)
- Led the Eagles to 23 wins in 2021-22, the most by any first-year head coach in program history
- Prosser joined Steve Vacendak, Gregg Marshall and Randy Peele as the only coaches to start their Winthrop career 2-0
- Became 1-of-3 Winthrop coaches to win their first Big South Conference regular season game and to start 2-0 (Dan Kenney/Gregg Marshall) and just Prosser and Marshall began their Big South career 5-0
- First Winthrop coach to reach at least 11 league wins in first season at the helm (finished with 14)
- Guided the team to its first ever win over a PAC 12 opponent with an 82-74 win at Washington (11/27/21)
- Came to the Eagles after three years as head coach of Western Carolina
- In his second season with the Catamounts he and his staff put together the nation's second biggest turnaround in D1 men's basketball (12-win improvement)
- Spent six seasons at Winthrop as an Associate Head Coach (Assistant coach - 1st year)
- Holds a career record of 101-120 (96-97 at the NCAA D1 level)
- Graduated from Marist and then became a student assistant three seasons before joining the staff at Wofford as an assistant coach in 2002-03
- After one season he became an assistant coach at Bucknell (2003-08)
- While at Bucknell, the Bison upset Kansas in the 2005 NCAA Tournament
- Returned to Wofford as an assistant coach in 2008 where he remained until taking the head coaching job at Brevard College in 2011-12
- After one season he left Brevard to join the Winthrop coaching staff

CURRENT BIG SOUTH MEMBERS

(ranked by overall wins)	Since (2012-13)		2024-25	2024-25
School	Overall	Big South	Overall	Big South
Winthrop	245-138	131-64	4-3	0-0
Gardner-Webb	211-181	113-77	2-3	0-0
UNC Asheville	211-172	116-69	2-2	0-0
Radford	210-176	114-75	4-2	0-0
High Point	198-179	107-81	5-0	0-0
Longwood	191-238	80-128	6-0	0-0
USC Upstate**	145-212	28-54	2-5	0-0
Presbyterian College	122-260	53-150	4-3	0-0
Charleston Southern*	104-247	51-123	1-5	0-0

(Games Through Nov. 22, 2024)

* Charleston Southern had 51 wins (31 conference wins and 3 conference tournament wins vacated)

** USC Upstate overall record from 2012-13 - 2017-18 in Atlantic Sun Conference



Piedmont - Ryan Jolly
 Little Rock - Kasen Harrison
 at Virginia Tech - Kasen Harrison
 William & Mary - Bryce Baker
 Georgia Southern - Kasen Harrison
 NC Central - Kelton Talford
 at Louisville - Kelton Talford
 LIU -
 Averett -
 at Queens -
 Coastal Carolina -
 Bob Jones -
 at Florida State -
 Mercer -
 at Indiana -
 USC Upstate -
 at Radford -
 at Gardner-Webb -
 Longwood -
 Charleston Southern -
 at UNC Asheville -
 at High Point -
 Presbyterian -
 Gardner-Webb -
 at Charleston Sou. -
 at USC Upstate -
 Radford -
 High Point -
 at Presbyterian -
 at Longwood -
 UNC Asheville -

NEXT EAGLES WIN WILL...

- Match last year's win total in the month of November
- Be the 402nd home victory at the NCAA D1 level
- Give Prosser his 102nd career win and 97th win as an NCAA D1 coach
- Give the program 802 victories all-time
- Be the 663rd all-time at the NCAA D1 level

WINTHROP

All-Time Head Coaches (Wins)

Coach	Wins	Losses	Pct.
Gregg Marshall	194	83	.700
Pat Kelsey	186	95	.663
Nield Gordon	160	100	.615
Randy Peele	77	82	.484
Steve Vacendak	74	98	.430
Mark Prosser	59	44	.573
Dan Kenney	51	113	.331

2024-25 EAGLE TRENDS

THE EAGLES RECORD

Overall: 4-3
At home: 4-1
On the road: 0-2
At a neutral site: 0-0
In the Big South: 0-0
Big South Home: 0-0
Big South Away: 0-0
Overtime: 0-0
Night Tip: 2-3
Daytime Tip: 2-0
Morning Tip: 0-0
Win the Opening Tip: 3-3
Lose the Opening Tip: 1-0
Nationally ranked opponents: 0-0
Opponents receiving votes: 0-0
ACCNX: 0-2
SEC Network+: 0-0
ESPN+: 3-1
ESPN: 0-0
ESPNU: 0-0
Play a team with a record over .500: 2-3
A team with a record below .500: 1-0
A team with a record of .500: 1-0
Lead at halftime: 2-1
Trail at halftime: 2-2
Tied at halftime: 0-0
Lead 10+ at halftime: 1-0
Trail 10+ at halftime: 0-0
Score first: 2-3
1st possession is a turnover: 2-0
1st possession is a made FG: 1-0
1st possession is a missed FGA: 1-2
1st possession is a made FT: 1-0
1st possession is a missed FT: 0-0
Make First Field Goal Attempt: 3-0
Miss First Field Goal Attempt: 2-2

SCHEDULED TIME OF TIP/DAY OF WEEK

(record by time zone, not just EST)

Tip at 11 a.m.: 0-0
Tip at 12 p.m.: 1-0
Tip at 12:30 p.m.: 0-0
Tip at 1 p.m.: 0-0
Tip at 2 p.m.: 0-0
Tip at 2:30 p.m.: 1-0
Tip at 3 p.m.: 0-0
Tip at 4 p.m.: 0-0
Tip at 5 p.m.: 1-1
Tip at 5:30 p.m.: 0-0
Tip at 6 p.m.: 0-0
Tip at 6:30 p.m.: 1-0
Tip at 7 p.m.: 0-2
Tip at 7:30 p.m.: 0-0
Tip at 8 p.m.: 0-0
Monday: 1-1
Tuesday: 0-0
Wednesday: 0-0
Thursday: 0-0
Friday: 1-1
Saturday: 1-1
Sunday: 1-0

SCORING

Scores between 10-19: 0-0
20-29 points: 0-0
30-39 points: 0-0
40-49 points: 0-0
50-59 points: 0-1
60-69 points: 0-1
70-79 points: 1-0
80-89 points: 2-1
90-99 points: 0-0
100-plus points: 1-0
Shoot 10-19 percent from the field: 0-0
20-29%: 0-0
30-34%: 0-2
35-39%: 0-0
40-44%: 2-0
45-49%: 1-1
50-59%: 1-0
60-plus: 0-0
Higher FG% than opponent: 4-2
Lower FG % than opponent: 0-1
FG% is the same: 0-0

Hit 7 or more threes: 3-0
Hit less than 7 threes: 0-3
Attempt less than 20 threes: 0-1
Attempt 20 or more threes: 4-2
Attempt 30 or more threes: 1-1
Turn ball over less than 10 times: 1-0
10-15 times: 2-2
16-20 times: 0-1
21-plus: 1-0
Make more free throws: 3-1
Make fewer free throws: 1-2
Make same free throws: 0-0
Attempt more free throws: 4-1
Attempt fewer free throws: 0-2
Attempt same free throws: 0-0
Have more rebounds: 3-1
Have fewer rebounds: 1-2
Have same rebounds: 0-0
Have more turnovers: 2-1
Have fewer turnovers: 2-2
Have same turnovers: 0-0
Have more steals: 3-1
Have fewer steals: 1-2
Have same steals: 0-0

LATE IN THE GAME(regulation only)

Lead with five minutes left: 2-0
Trail with five minutes left: 2-3
Tied with five minutes left: 0-0
Lead with one minute left: 3-0
Trail with one minute left: 1-3
Tied with one minute left: 0-0
Bench scores more points: 2-0
Bench scores fewer points: 2-3
Bench scores same points: 0-0
1 Score Double-Figures: 0-0
2 Score Double-Figures: 0-1
3 Score Double-Figures: 0-1
4 Score Double-Figures: 1-1
5 Score Double-Figures: 2-0
6 Score Double-Figures: 0-0
7 Score Double-Figures: 1-0

GAMES DECIDED BY...

1 point: 1-0
2 points: 1-1
5 points or less: 0-0
6-9 points: 0-1
Double-figures: 2-1

First Basket (POINT) is a...

Jumper: 1-0
Lay-up/Tip-in: 1-2
Dunk: 0-0
Free Throw: 2-1
Three-Pointer: 0-0

POINTS OFF TURNOVERS

Score more off turnovers: 2-0
Outscored off turnovers: 2-3
Tied in points off turnovers: 0-0

POINTS IN PAINT

Score more points in paint: 4-1
Outscored in paint: 0-1
Tied in points in paint: 0-1

2ND CHANCE POINTS

Score more 2nd chance points: 4-1
Outscored in 2nd chance points: 0-2
Tied in 2nd chance points: 0-0

SCHOOLS FROM...

Arkansas: 1-0
Florida: 0-0
Georgia: 1-1
Indiana: 0-0
Kentucky: 0-1
New York: 0-0
North Carolina: 1-0
South Carolina: 0-0
Virginia: 1-1

YEAR-BY-YEAR RECORDS

(Member of NCAA DI Level Only)					
Year	Overall	Home	Away	Non-Conf.	BSC
24-25	4-3	4-1	0-2	4-3	0-0
23-24	17-15	11-5	6-9	9-7	8-8
22-23	15-17	10-4	4-11	5-9	10-8
21-22	23-9	13-0	7-7	9-7	14-2
20-21	23-2	11-1	10-0	5-1	17-1
19-20	24-10	12-4	10-6	7-7	15-3
18-19	18-12	11-3	7-8	8-5	10-6
17-18	19-12	11-3	7-8	6-5	12-6
16-17	26-7	14-3	12-3	8-4	15-3
15-16	23-9	14-1	7-7	10-4	13-5
14-15	19-13	11-3	6-10	7-7	12-6
13-14	20-13	12-3	5-10	10-7	10-6
12-13	14-17	11-4	2-12	8-7	6-10
11-12	12-20	7-5	4-11	4-10	8-10
10-11	13-17	9-4	4-10	4-8	9-9
09-10	19-14	12-2	6-11	7-8	12-6
08-09	11-19	7-6	4-12	2-10	9-9
07-08	22-12	12-3	6-7	12-8	10-4
06-07	29-5	15-0	12-3	15-5	14-0
05-06	23-8	15-1	7-6	10-5	13-3
04-05	27-6	16-0	9-4	12-5	15-1
03-04	16-12	10-4	5-7	6-5	10-6
02-03	20-10	11-3	9-4	8-6	11-3
01-02	19-12	9-4	7-5	6-7	10-4
00-01	18-13	11-1	5-7	5-9	11-3
99-00	21-9	13-1	6-7	8-5	11-3
98-99	21-8	12-1	7-6	10-6	9-1
97-98	7-20	4-9	4-10	3-11	4-8
96-97	12-15	9-4	3-10	7-6	5-9
95-96	7-19	4-8	3-10	1-11	6-8
94-95	7-20	5-7	2-12	3-8	4-12
93-94	4-23	3-9	1-13	1-8	3-15
92-93	14-16	7-5	4-10	9-5	5-11
91-92	6-22	4-11	2-10	3-11	2-12
90-91	8-20	6-7	2-12	3-10	5-9
89-90	19-10	14-4	5-7	13-4	6-6
88-89	16-13	14-5	2-8	10-5	5-7
87-88	17-13	12-3	5-10	9-6	5-7
86-87	8-20	5-5	3-14	7-12	1-7
85-86	20-9	14-2	5-6	14-6	5-3
Totals	660-524	405-151	215-323	286-273	350-240

THE EAGLES' RECORD IN WINTHROP COLISEUM

Season	Won	Lost	Pct.
1982-83	7	8	.467
1983-84	12	5	.706
1984-85	11	4	.733
1985-86	14	2	.875
1986-87	5	5	.500
1987-88	12	3	.800
1988-89	14	5	.737
1989-90	14	4	.778
1990-91	6	7	.462
1991-92	4	11	.267
1992-93	7	5	.583
1993-94	3	9	.250
1994-95	5	7	.417
1995-96	4	8	.333
1996-97	9	4	.692
1997-98	4	9	.308
1998-99	12	1	.923
1999-00	13	1	.929
2000-01	11	1	.917
2001-02	9	4	.692
2002-03	11	3	.786
2003-04	10	4	.714
2004-05	16	0	1.000
2005-06	15	1	.938
2006-07	15	0	1.000
2007-08	12	3	.800
2008-09	7	6	.538
2009-10	12	2	.857
2010-11	9	4	.692
2011-12	7	5	.583
2012-13	11	4	.733
2013-14	12	3	.800
2014-15	11	3	.786
2015-16	14	1	.933
2016-17	14	3	.824
2017-18	11	3	.786
2018-19	11	3	.786
2019-20	12	4	.750
2020-21	11	1	.916
2021-22	13	0	1.000
2022-23	10	4	.692
2023-24	11	5	.688
2024-25	2	0	1.000
37 Years	430	165	.722

2024-25 EXTRAS

WINTHROP RECORD ACCORDING TO STARTING LINEUP

K. Harrison, Jolly, Doucet, Kamarad, Talford	1-0
K. Harrison, Jones III, Baker, Doucet, Talford	1-1
K. Harrison, Baker, Doucet, Kamarad, Talford	2-2

WINTHROP RECORD WHEN LEADING SCORER IS...

Talford	2-1
Doucet	1-0
Johnson	1-0
Harrison	0-2

WINTHROP RECORD WHEN LEADING REBOUNDER IS...

Talford	3-0
Hamilton	1-0
Kamarad	1-0
Baker	1-1
Doucet	0-2

WINTHROP RECORD WHEN LEADER IN ASSISTS IS...

K. Harrison	3-3
Wilson	1-0
Baker	0-1
Doucet	0-1
Johnson	0-1

WINTHROP RECORD WHEN OPPONENT...

Shoots less than 30%:	0-0
30-34%:	1-1
35-39%:	1-0
40-44%:	2-1
45-49%:	0-1
50-59%:	0-0
60-plus:	0-0
Makes 25 or more FG:	1-2
Makes fewer than 25 FG:	3-1
Makes 7 or more 3PT FG:	4-3
Makes 6 or less 3PT FG:	0-0
Makes more than 15 FTs:	0-2
Makes 15 or fewer FTs:	4-1
Commits 13 or fewer TOs:	0-1
Commits 14 or more TOs:	4-2
Scores the first point(s) of 2nd half:	0-3

WINTHROP RECORD WHEN OPPONENT HAS...

A 20-point scorer:	0-2
A 30-point scorer:	0-0
A 40-point scorer:	0-0
More than one 20-point scorer:	0-0
No players in double-figures:	0-0
1 Player in double-figures:	1-0
2 Players in double-figures:	0-1
3 Players in double-figures:	0-0
4 Players in double-figures:	2-2
5 or more players in double-figures:	0-0
6 or more players in double-figures:	0-0

Margin of Victory/Defeat

Breakdown of Eagles' margin of victory...

1	2	3	4	5	6	7	8	9	10	11-15	16-20	21-25	26+
1	1	-	-	-	-	-	-	-	-	1	-	-	1

Breakdown of Eagles' margin of defeat...

1	2	3	4	5	6	7	8	9	10	11-15	16-20	21-25	26-30+
-	1	-	-	-	-	-	1	-	-	1	-	-	-

WINTHROP CURRENT STREAKS

OVERALL

All Games	L1
Big South Games Overall	L2
Ranked opponent	L3

HOME

All Games	W1
Non-Conference Home Games	W1
Big South Home Games	L1

ROAD

All Games	L3
Big South Road Games	L1
Non-Conference Road Games	L5

NEUTRAL

At Neutral Sites	L1
Ranked opponents	L3
Unranked opponents	L1

EAGLES CURRENT STREAKS VS. BIG SOUTH OPPONENTS

Charleston Southern	W10
Gardner-Webb	L2
High Point	L1
Longwood	L2
Presbyterian College	L1
Radford	W2
UNC Asheville	L3
USC Upstate	W2

RECORD AT WINTHROP COLISEUM

Winthrop Record At Winthrop Coliseum When It Scores...

	Since 2004-05	All-Time (D1 level)
100+:	22-1	30-1
90-99:	29-0	46-1
80-89:	55-8	92-8
70-79:	61-9	118-30
60-69:	44-13	77-48
50-59:	18-16	23-39
40-49:	1-6	1-10

When Winthrop Allows () Points At Winthrop Coliseum...

100+:	1-1	1-1
90-99:	5-5	9-16
80-89:	20-11	28-32
70-79:	37-14	64-46
60-69:	63-17	113-39
50-59:	55-7	98-10
40-49:	42-2	52-4
30-39:	2-0	5-0

LAST TIME WINTHROP...

TEAM

Scored 70-79 points

77 vs. NC Central, 11-17-24 (W, 77-75)

Scored 80-89 points

87 vs. Georgia Southern, 11-16-24 (L, 89-77)

Scored 90-99 points

96 at High Point 2-28-24 (L, 100-96 in OT)

Scored 100+ points

125 vs. Piedmont, 11-4-24 (W, 125-65)

Both Team Score 100 Points Or More

UNC Asheville, 2-26-14 (W, 107-100 in OT)

Held opponent to 40-49 points

Charleston Southern, 2-7-24 (W, 67-46)

Held opponent to 30-39 points

Lenoir-Rhyne, 11-20-12 (W, 59-35)

Held opponent to 20-29 points

at College of Charleston (29), 2-26-83 (L, 29-23)

Allowed 70-79 points

74 vs. USC Upstate, 2-24-24 (W, 83-74)

Allowed 80-89 points

89 vs. Georgia Southern, 11-16-24 (L, 89-87)

Allowed 90-99 points

93 vs. Campbell, 2-22-23 (W, 95-93 in OT)

Allowed 100 points or more

100 at High Point, 2-28-24 (L, 100-96 in OT)

Scored 50 in a half

vs. Georgia Southern, 11-16-24 (53-2nd half)

Allowed 50 in a half

vs. Georgia Southern, 11-16-24 (50-2nd half)

Allowed 60 in a half

vs. Gardner-Webb, 1-24-19 (62-2nd half)

Scored 60 in a half

vs. Piedmont, 11-4-24 (66-2nd half)

Allowed 60 in a half

vs. Gardner-Webb, 1-24-19 (62-2nd half)

Scored 70 in a half

vs. Pfeiffer, 11-13-18 (73-1st half)

Held Opponent under 20 points in a half

vs. Toccoa Falls, 11-29-22 (13-1st half)

Held Big South Opponent under 20 points in a half

vs. (7) High Point, 3-4-22 (17-1st half)

Scored under 20 points in a half

vs. Presbyterian College, 2-21-24 (19-2nd half)

Won in overtime

vs. Radford, 1-13-24 (W, 92-88 in 3OT)

Lost in overtime

at High Point, 2-28-24 (L, 100-96 in OT)

Won At The Buzzer

vs. William & Mary, 11-15-24 (W, 86-85 / Bryce Baker GW Corner 3-pointer)

Lost At The Buzzer

at Fresno State, 11-10-19 (L, 77-74)

Played In Double-Overtime

vs. Charleston Southern, 2-23-19 (W, 80-78)

Played In Triple-Overtime

vs. Radford, 1-13-24 (W, 92-88)

Played Overtime In Non-Conference Game

vs. Mercer, 11-13-21 (W, 88-85 in OT)

Played Overtime In Non-Conference Home Game

vs. Furman, 11-30-16 (W, 58-57/OT)

Played Overtime In Non-Conference Road Game

at Illinois, 11-21-16 (W, 84-80/OT)

Played In Back-To-Back Overtime Games:

1-3-24 vs. Longwood / 1-6-24 at USC Upstate

Shot 50-59 percent from field

vs. Piedmont, 11-4-24 (.523-Won, 125-65)

Shot 60 percent or better from field

vs. Brevard College, 11-8-23 (.610-Won 98-44)

An opponent shot 50-59 percent from field

Presbyterian College, 2-21-24 (.525-Lost, 78-55)

An opponent shot 60 percent or better from field

Campbell, 2-22-23 (.600-Won 95-93 in OT)

Shot 50-59 percent from the field in a half

vs. NC Central, 11-17-24 (.500-1st half)

Shot 60-69 percent from the field in a half

vs. Georgia Southern, 11-16-24 (.615-2nd half)

Shot 70 percent or better from the field in a half

vs. Brevard College, 11-8-23 (.704-2nd half)

Shot 50 percent or better in each half

vs. Piedmont, 11-4-24 (1st .545/2nd .500)

Pulled down 50 rebounds or more

vs. Little Rock, 11-9-24 (52)

Pulled down 60 rebounds or more

vs. Piedmont, 12-4-24 (63)

Allowed 50 or more rebounds

at #13 Auburn, 11-15-21 (53)

Pulled down 60 rebounds or more

vs. Pfeiffer, 11-25-19 (61)

Had 40 or more defensive rebounds

vs. Pfeiffer, 11-25-19 (45)

Had 20 Offensive rebounds

vs. Little Rock, 11-9-24 (21)

Allowed opponent 20 Offensive rebounds

vs. Presbyterian, 1-4-23 (20)

Outrebounded Opponent by 20

vs Brevard College (+20/41-21, W, 98-44)

Outrebounded by 20

at Colorado State, 11-14-17 (-22/51-29, L 80-76)

Won by 20-29 points

Charleston Southern, 2-7-24 (W, 67-46/+21)

Won by 30-39 points

Converse, 12-31-21 (W, 78-40/+38)

Won by 40-49 points

Bob Jones, 11-28-23 (W, 90-49/+41)

Won by 50+ points

vs. Piedmont, 11-4-24 (W, 125-65/+60)

Lost by 20-29 points

Presbyterian College, 2-21-24 (L, 78-55/-23)

Lost by 30-39 points

at Auburn, 11-24-17 (L, 119-85)

Lost by 40-49 points

vs. Duke, 3-14-02 (L, 84-37/-47)

Lost by 50+ points

at Syracuse, 11-22-96 (L, 106-51/-55)

Hit 10 or more threes

vs. Piedmont, 11-4-24 (13)

Hit 15 or more threes

at Washington State, 11-22-21 (16)

Allowed 10 or more threes

vs. NC Central, 11-17-24 (11)

Allowed 15 or more threes

at Penn State, 11-7-22 (18)

Did not hit a three-pointer in a game

vs. Presbyterian College, 2-14-12 (0-8)

Held opponent without a three-pointer

at Liberty, 1-22-15 (0-10)

Shot 60 percent from three (10 made min.)

vs. Charleston Southern, 1-27-16 (17-28/.607%)

Shot 100 percent from FT Line (10 made min.)

vs. Coastal Carolina, 2-18-16 (20-20)

Shot 50 percent or less from FT Line (15 FTA min.)

at Xavier, 12-16-23 (7-for-19/37%)

Attempted 30-39 Free Throws

vs. USC Upstate, 2-24-24 (35)

Attempted 40-49 free throws

vs. Georgia Southern, 11-16-24 (49)

Attempted 50 or more free throws

at High Point, 2-28-24 (50)

Dished out 20 or more assists

vs. Piedmont, 11-4-24 (20)

Had 15 Or More Steals

vs. Brevard, 11-8-23 (15)

No Steals in a game

vs. Villanova (3/19/21)

Had 10 or More Blocks

at High Point, 2-10-18 (10)

Commit 5 or fewer turnovers in a game

at Coastal Carolina, 3-8-15 (5)

Commit 20 or more turnovers in a game

vs. Georgia Southern, 11-16-24 (20)

Commit 30 or more turnovers in a game

No games since 1994-95 (no team game-by-game available prior)

Had 3 players in double-figures

vs. Georgia Southern, 11-16-24 (K. Harrison 24, Talford 18, Doucet 18)

Had 4 players in double-figures

at Louisville, 11-22-24 (Talford 15, Doucet 13, Jones III, Harrison 10)

Had 5 or more players in double-figures

vs. NC Central, 11-17-24 (Talford 22, Johnson 17, K. Harrison 13, Jones III 11, Doucet 10)

Had 6 or more players in double-figures

vs. Toccoa Falls, 12-29-23 (Timmerman 16, Diallo 14, McKelvy 13, Moore 12, McMahon 12, Johnson 10)

Had 7 or more players in double-figures

vs. Piedmont, 11-4-24 (Talford 17, Baker 16, Jolly 15, K. Harrison 14, Doucet 13, Jones III 11, Hamilton 10)

Played a ranked team

at #13 Auburn 11-15-22 (Lost, 89-65)

WINTHROP PLAYER...

Score 20-29 Points

11-17-24 vs. NC Central (Kelton Talford, 22)

Score 30-39 Points

2-8-23 at UNC Asheville (Sin'Cere McMahon, 35)

Score 40 Or More Points

2-9-17 at UNC Asheville (Keon Johnson, 40)

Had two players score 20 or more points same game

1-13-24 vs. Radford (Kelton Talford, 27 / Nick Johnson, 20)

Hit 10 Field Goals Or More

Kasen Harrison at High Point, 2-28-24 (10-of-17)

Made 10 or more free throws

Kasen Harrison vs. Georgia Southern, 11-16-24 (12-of-13)

Made 5 or more threes

Noah Van Bibber, 11-17-23 vs. Holy Cross (6-of-8)

Had 20 or more rebounds

Xavier Cooks at Longwood, 2-15-17 (20)

Had 20 points, 20 rebounds same game

Xavier Cooks at Longwood, 2-15-17 (21 points, 20 rebounds)

Dish Out 10 Or More Assists

Chandler Vaudrin/Russell Jones Jr. vs. (8) High Point, 3-1-21

Record 5 Or More Steals

Cory Hightower (5, at Middle Tennessee State, 11-16-21)

Have 5 Or More Blocks

Josh Ferguson vs. ETSU, 11-17-18 (5)

Registered A Double-Double (Guard)

Adam Pickett (23 points, 12 rebounds vs. Presbyterian College, 2-13-19)

Registered A Double-Double (Forward/Center)

K.J. Doucet (13 points, 10 rebounds at Louisville, 11-22-24)

Two Players Record Double-Double

at Gardner-Webb, 2-15-18 (Xavier Cooks/Adam Pickett)

Registered A Triple-Double

Chandler Vaudrin (10 points, 12 rebounds, 10 assists vs. (8) High Point, 3-1-21)

2024-25 MISC. STATS

Most 1st Half Points

Winthrop 59 vs. Piedmont
Opponents 46 vs. William & Mary

Largest Half Time Lead

Winthrop 26 vs. Piedmont
Opponents n/a

Largest Lead In Loss

Winthrop 4 at Virginia Tech

Most Points 3rd OT

Winthrop n/a
Opponents n/a

Most 2nd Half Points

Winthrop 66 vs. Piedmont
Opponents 50 vs. Ga. Southern

Largest Margin of Victory

Winthrop 60 vs. Piedmont
Opponents n/a

Largest Lead In Win Most Points 1st OT

Winthrop 60 vs. Piedmont

Fewest 1st Half Points

Winthrop 25 at Virginia Tech
Opponents 23 at Virginia Tech

Largest Deficit in Win

Winthrop 13 vs. William & Mary

Most Points 2nd OT

Winthrop n/a
Opponents n/a

Fewest 2nd Half Point

Winthrop 27 at Virginia Tech
Opponents 32 vs. Piedmont

Largest Deficit In Loss

Winthrop n/a

Winthrop n/a
Opponents n/a

Career numbers (below) only reflect NCAA D1 level

First Player To Score

Doucet	2
K. Harrison	2
Jolly	1
Kamarad	1
Talford	1

First Off The Bench

Johnson	6
Hamilton	4
Jones II	2
Van Bibber	2
Diallo	2
Baker	1
Jolly	1
Wilson	1

Points Leader

	Sea.	Car.
Talford	3	27
K.Harrison	2	19
Doucet	1	6
Johnson	1	n/a
Baker	0	1
Van Bibber	0	1

Rebound Leader

	Sea.	Car.
Talford	3	52
Doucet	2	9
Baker	2	n/a
Hamilton	1	0
Kamarad	1	1
Diallo	0	3
Johnson	0	n/a
K.Harrison	0	4

Assist Leader

	Sea.	Car.
K.Harrison	5	70
Doucet	1	6
Wilson	1	3
Baker	1	n/a
Johnson	1	n/a
Talford	0	4
Diallo	0	1

Steals Leader

	Sea.	Car.
K.Harrison	4	40
Talford	3	16
Diallo	1	3
Doucet	1	3
Wilson	1	3
Jolly	1	1
Johnson	1	n/a
Hamilton	0	3

Blocks Leader

	Sea.	Car.
Talford	4	40
Hamilton	2	13
Johnson	1	n/a
K. Harrison	1	4
Baker	1	n/a
Doucet	0	4
Diallo	0	3
Wilson	0	1

Dunks

	Sea.	Car.
Talford	6	73
Hamilton	2	6
Diallo	1	5
Jones III	1	1
Duncomb	1	1
Doucet	0	3

Double-Figures

	Sea.	Car.
K.Harrison	8	77
Doucet	7	26
Talford	6	68
Jones III	3	3
Baker	2	8
Hamilton	1	1
Jolly	1	1
Johnson	1	n/a
Kamarad	1	1
Diallo	0	1
Van Bibber	0	1
Wilson	0	2

20-29 Points

	Sea.	Car.
Talford	7	17
Doucet	5	5
Harrison	3	9
Johnson	2	7
Van Bibber	1	1

30+ Points

none

40+ Points

none

10+ Assists

none

10+ Rebounds

	Sea.	Car.
Doucet	2	2
Talford	1	16
Hamilton	1	1
Diallo	0	1

20+ Rebounds

none

5+ Steals

	Sea.	Car.
Harrison	0	1

Double-Doubles

	Sea.	Car.
Doucet	2	2
Talford	1	14
Hamilton	1	1
Diallo	0	1

20/20 Pts/Reb

none

Triple-Doubles

none

EAGLE EYE VIEW OF THE TEAM

LAST 10 WINS

77-75, vs. NC Central, 11-17-24
 86-85, vs. William & Mary, 11-15-24
 82-67, vs. Little Rock, 11-9-24
 125-65, vs. Piedmont, 11-4-24
 83-74 vs. USC Upstate, 2-24-24
 85-69 at Radford, 2-15-24
 67-46 vs. Charleston Southern, 2-7-24
 78-59 at Charleston Southern, 1-24-24
 92-88 vs. Radford, 1-13-24 (3OT)
 81-71 at Presbyterian, 1-10-24

LAST 10 LOSSES

76-61, at Louisville, 11-22-24
 89-87 vs. Georgia Southern, 11-16-24
 58-52, at Virginia Tech, 11-11-24
 69-56 vs. #5 Longwood, 3-6-24
 65-64 vs. Gardner-Webb, 3-2-24
 100-96 (OT) at High Point, 2-28-24
 84-74 at Longwood, 2-10-24
 78-55 vs. Presbyterian College, 2-21-24
 82-78 at UNC Asheville, 2-3-24
 83-81 vs. High Point, 1-27-24

Winthrop All-Time Record By Months

November	128-95 (.574)
December	135-148 (.478)
January	252-185 (.577)
February	230-151 (.604)
March	54-35 (.614)

Record By Days Of The Week Since 2012-13

Year	Monday	Tuesday	Wednesday	Thursday	Friday	Saturday	Sunday	Overall
12-13	0-0	3-3	4-5	0-1	0-0	6-8	1-0	14-17
13-14	0-0	2-1	7-5	1-0	1-0	8-5	1-2	20-13
14-15	3-1	1-0	5-3	2-2	1-1	6-5	1-1	19-13
15-16	2-0	3-2	3-2	3-2	2-1	9-1	1-1	23-9
16-17	1-0	3-0	5-0	6-2	1-1	9-3	1-1	26-7
17-18	1-0	1-4	3-1	3-2	1-3	7-2	3-0	19-12
18-19	1-0	1-3	2-2	5-3	0-0	8-4	1-0	18-12
19-20	3-1	1-0	1-1	9-3	1-1	8-3	1-1	24-10
20-21	2-0	3-0	2-0	7-0	3-1	3-0	3-0	23-1
21-22	1-2	2-2	4-1	4-0	2-0	10-3	0-1	23-9
22-23	0-1	2-2	7-4	0-1	0-1	6-8	0-0	15-17
23-24	0-1	2-1	5-2	1-1	2-3	5-7	2-0	17-15
24-25	1-1	0-0	0-0	0-0	1-1	1-1	1-0	4-3
Totals	15-7	24-18	49-26	40-17	15-13	86-50	18-7	245-138

Double Digit Deficits In A Win (Since 2012-13) (most recent in Bold/Italic)

19	2-1-23 vs. Longwood	W	76-74
15	1-13-24 vs. Radford	W	92-88 (3OT)
15	12-31-22 vs. UNC Asheville	W	62-60
15	11-13-21 vs. Mercer	W	88-85 OT
15	3-8-20 vs. (5) Hampton	W	76-68
15	1-25-14 vs. VMI	W	58-57
15	1-5-19 at UNCA	W	80-65
14	2-13-19 vs. PC	W	93-85
14	12-20-16 vs. Georgia Southern	W	86-84
13	<i>11-15-24 vs. William & Mary</i>	<i>W</i>	<i>86-85</i>
13	1-24-15 vs. Campbell	W	71-63
12	12-5-23 vs. Queens	W	88-82
12	1-16-20 at Hampton	W	116-95
12	11-28-18 at Tennessee Tech	W	82-70
12	12-29-18 vs. Prairie View	W	76-62
12	11-21-16 at Illinois	W	84-80 OT
12	3-5-14 vs. Liberty	W	77-65
12	11-9-13 vs. Roanoke College	W	93-74
11	1-3-24 vs. Longwood	W	68-60 OT
11	1-14-23 at Campbell	W	78-74
11	2-5-22 at Hampton	W	69-57
11	1-26-22 at USC Upstate	W	95-91 OT
11	1-20-22 at Presbyterian	W	60-58
11	12-21-19 vs. Elon	W	85-80
11	1-24-18 at Longwood	W	95-78
11	1-19-17 vs. UNCA	W	76-73
11	2-26-14 vs. UNCA	W	107-100 OT
10	1-22-22 vs Gardner-Webb	W	64-62
10	2-18-21 at High Point	W	76-70
10	12-16-17 at Alabama State	W	88-80
10	1-12-18 at Charleston Southern	W	64-53
10	12-17-16 at Hampton	W	86-79
10	12-29-16 at Charleston Southern	W	84-68
10	1-24-16 at Longwood	W	82-68

Double Digit Leads In A Loss (Since 2012-13)

23	1-6-16 at UNCA	L	85-84
18	1-20-24 at Gardner-Webb	L	79-74
17	1-27-24 vs. High Point	L	83-81
18	1-26-19 at PC	L	99-91
17	1-10-15 at Gardner-Webb	L	65-64
16	2-11-15 at High Point	L	73-72
15	12-7-19 vs. Coastal Carolina	L	92-88
14	11-14-17 at Colorado State	L	80-76
14	1-28-17 vs. High Point	L	83-80 OT
12	11-11-23 vs. Drexel	L	74-72
12	1-7-23 at Longwood	L	85-71
12	12-15-21 at Elon	L	63-61
12	1-17-15 vs. Radford	L	85-77
12	2-1-14 at High Point	L	65-64
12	2-19-13 at Gardner-Webb	L	65-52
11	2-6-13 at UNC Asheville	L	69-56
10	1-18-24 vs. UNC Asheville	L	82-77
10	2-21-19 at Radford	L	87-81
10	1-26-14 at Radford	L	58-57

MISC. STATS

Three-Point Shooting

Season	Games	FGM	FGA	3pt %	Per Game
2012-13	31	180	571	.315	5.81
2013-14	33	272	686	.397	8.24
2014-15	32	251	700	.359	7.84
2015-16	32	285	786	.371	8.91
2016-17	33	313	839	.373	9.48
2017-18	31	296	792	.374	9.55
2018-19	30	372	997	.373	12.40
2019-20	34	322	931	.346	9.47
2020-21	25	210	597	.352	8.40
2021-22	32	276	734	.371	8.63
2022-23	31	278	738	.377	8.97
2023-24	32	238	697	.341	7.44
2024-25	7	50	189	.265	7.14
Totals	383	3,343	9,257	.361	8.73

BY THE NUMBERS UNDER PROSSER (2021-present) (103 games)

WINTHROP-----
PPG: 75.84
FG%: .470
3PT FG%: .355 (8.2 per game)
FT %: .708
RPG (OFF/TOT): 9.5/34.2
APG: 12.1
TOPG: 13.9
BPG: 2.8
SPG: 6.2

OPPONENTS-----
PPG: 72.14
FG%: .438
3PT FG%: .346 (8.3 per game)
FT %: .723
RPG (OFF/TOT): 10.6/33.4
APG: 12.3
TOPG: 13.3
BPG: 3.5
SPG: 7.2

Winthrop All-Time Made Free Throws (Single-Season Top 10)

646 (1980-81 / 39 games / 16.6)
601 (2023-24 / 32 games / 18.8)
583 (1983-84 / 32 games / 18.2)
566 (2015-16 / 32 games / 17.7)
529 (1989-90 / 29 games / 18.2)
528 (2013-14 / 33 games / 16.0)
521 (1979-80 / 30 games / 17.4)
520 (2016-17 / 33 games / 15.8)
509 (1992-93 / 30 games / 17.0)
503 (1982-83 / 35 games / 15.2)
491 (2004-05 / 33 games / 14.9)

Winthrop All-Time Free Throw Attempts (Single-Season Top 10)

931 (1980-81 / 39 games / 23.9)
856 (2023-24 / 32 games / 26.8)
786 (1983-84 / 32 games / 24.6)
760 (2019-20 / 34 games / 22.4)
756 (2015-16 / 32 games / 22.9)
746 (1992-93 / 30 games / 24.9)
741 (2013-14 / 33 games / 22.5)
733 (1979-80 / 30 games / 24.4)
725 (2016-17 / 33 games / 22.0)
725 (2004-05 / 33 games / 22.0)
719 (1989-90 / 29 games / 24.8)

(BOLD REPRESENTS 2023-24 TEAM)

Per Game Big South Ranking	Per Game National Ranking	Total 3's Made Program Ranking
6th	209th	18th
4th	24th	5th
5th	42nd	6th
2nd	32nd	3rd
1st	24th	1st
1st	32nd	2nd
1st	1st	1st
1st	21st	2nd
2nd	67th	15th
1st	22nd	T5th
1st	34th	6th
5th	178th	13th
-	-	-

Winthrop All-Time 1,000 Points

<u>Name</u>	<u>Points (games)</u>
1. Keon Johnson (2013-17)	2,076 (128)
2. Charles Brunson (1979-82)	1,850 (92)
3. Xavier Cooks (2014-18)	1,778 (127)
4. LaShawn Coulter (1990-95)	1,663 (112)
5. Tyson Waterman (1995-00)	1,461 (111)
6. Kelton Talford (2020-present)	1,436 (124)
7. Fred McKinnon (1983-86)	1,427 (86)
8. Torrell Martin (2003-07)	1,387 (108)
9. Mark Hailey (1989-93)	1,384 (111)
10. Mike Gaither (1981-84)	1,302 (100)
11. Bennie Bennett (1978-81)	1,296 (100)
12. Andre Jones (2008-12)	1,291 (123)
13. Michael Jenkins (2004-08)	1,253 (131)
14. Tyrone Walker (2000-04)	1,245 (114)
15. Greg Washington (1985-89)	1,224 (111)
16. Tim Raxter (1978-82)	1,193 (128)
17. Reggie Middleton (2008-12)	1,185 (116)
18. James Shuler (2002-06)	1,160 (116)
19. Craig Bradshaw (2003-07)	1,158 (123)
20. Josh Ferguson (2016-20)	1,114 (127)
21. Eddie Gay (1989-93)	1,079 (108)
22. Andre Smith (2011-15)	1,071 (125)
23. Carlo Wilkins (1990-94)	1,020 (109)
24. Pierre Wooten (1998-03)	1,019 (120)
25. Chris Gaynor (2004-08)	1,000 (129)
26. Keon Moore (2013-15)	1,000 (61)
27. Bjorn Broman (2015-19)	1,000 (125)

Winthrop All-Time 500 Rebounds

<u>Name</u>	<u>Rebounds (games)</u>
1. Xavier Cooks (2014-18)	983 (127)
2. Charles Brunson (1978-82)	913 (92)
3. Josh Ferguson (2016-20)	741 (127)
4. Kelton Talford (2020-present)	720 (124)
5. Tyrone Walker (2000-04)	701 (115)
6. Chad Steele (1993-97)	692 (106)
7. George Valentine (2007-12)	676 (131)
8. Mark Hailey (1989-93)	675 (111)
9. Tim Raxter (1978-82)	652 (128)
10. Charles Corbin (2007-11)	648 (115)
11. Eddie Gay (1989-93)	637 (108)
12. Mantoris Robinson (2006-10)	592 (126)
13. Allen Washington (1983-86)	590 (78)
14. Craig Bradshaw (2003-07)	573 (123)
15. Greg Washington (1985-89)	566 (111)
16. Chase Claxton (2019-24)	565 (148)
17. Donnie Creamer (1978-80)	546 (61)
18. Ronnie Creamer (1978-80)	545 (62)
19. Greg Lewis (1999-02)	542 (67)
20. Torrell Martin (2003-07)	525 (108)

2024-25 STARTERS BY GAME

DATE	OPPONENT	G	G	G/F	F	F/C
11-4	Piedmont	K. Harrison	Jolly	Doucet	Kamarad	Talford
11-9	Little Rock	K. Harrison	Baker	Doucet	Kamarad	Talford
11-11	at Virginia Tech	K. Harrison	Baker	Doucet	Kamarad	Talford
11-15	William & Mary	K. Harrison	Baker	Doucet	Kamarad	Talford
11-16	Georgia Southern	K. Harrison	Baker	Doucet	Kamarad	Talford
11-17	NC Central	K. Harrison	Jones III	Baker	Doucet	Talford
11-22	at Louisville	K. Harrison	Jones III	Baker	Doucet	Talford

2024-25 SPECIALTY STATS

DATE/OPPONENT	IN PAINT	OFF-TO	2ND CHANCE	FAST BREAK	BENCH	TIES/LEAD	LARGEST	BIGGEST
	(WU/OPP)	(WU/OPP)	(WU/OPP)	(WU/OPP)			LEAD	DEFICIT
11-4 Piedmont	64/24	31/6	38/4	29/3	59/18	1/6	60	2
11-9 Little Rock	28/26	17/24	19/7	18/15	21/5	2/8	23	8
11-11 at Virginia Tech	30/20	12/16	8/13	5/2	5/16	2/11	4	9
11-15 William & Mary	42/18	26/15	15/12	14/18	26/37	2/3	11	13
11-16 Georgia Southern	42/42	16/23	4/8	24/4	22/46	5/5	6	13
11-17 NC Central	38/24	15/23	17/7	11/4	21/28	12/19	5	7
11-22 at Louisville	28/38	13/21	16/13	0/4	8/34	3/3	2	17
Totals	272/192	130/128	117/64	101/50	162/184	27/55	Largest - 60	Biggest - 13
Averages	38.9/27.4	18.6/18.3	16.7/9.1	14.4/7.1	23.1/26.3			

MARK PROSSER

Mark Prosser enters his fourth season at the helm of the men's basketball program.

Prosser became the 7th head coach in Winthrop men's basketball history when he was introduced Apr. 2, 2021.

On Nov. 15, Prosser earned his 100th career win as the Eagles defeated William & Mary 86-85 on a buzzer beater.

In 2023-24 the Eagles battled their way through injuries that led to 11 different starting lineups, finishing the season 17-15.

The team was one of the most aggressive teams in the nation and it showed with the second-most free throw attempts in program history (856). The Eagles also converted the second-most free throws made in a single-season at 601.

Winthrop finished first in the nation in free throw attempts per game at 26.8.

For the second time in three seasons the Eagles had nine non-conference victories, which included an 85-68 victory at Little Rock and 90-87 win at Coastal Carolina.

The Eagles battled through a injury-riddled 2022-23 and finished the season 15-17 overall and 10-8 in the Big South.

In his first season with the Eagles he guided them to the Big South Conference Championship game and a 23-win season.

The 23 wins were the most by any coach in program history in their first season. It was the third time a first-year head coach won 20 or more games.

He joined Gregg Marshall as the only coaches in program history to begin conference play 5-0 in their first season.

On Nov. 27, 2021 he led the Eagles to the program's first ever win over a PAC-12 opponent with an 82-74 victory at Washington.

The Eagles posted a 13-0 home record, just the third time in program history a team finished with a perfect record at home.

Prosser has spent the previous three seasons as the head coach of the Western Carolina men's basketball program and is no stranger to Winthrop. In April of 2012, Prosser was hired as an assistant coach under Pat Kelsey and then served as Associate Head Coach from August of 2013 until his departure to Western Carolina in the spring of 2018.

Before departing for Western Carolina, Prosser played a role in helping bring the Winthrop men's basketball program back to the top of the Big South Conference, which was achieved when the Eagles captured the 2017 Big South Conference Championship and returned to the NCAA Tournament.

"My family and I could not be more excited to come home to Winthrop University and the Rock Hill community," said Prosser. "We'd like to thank Dr. Halpin, Dr. Hynd, the Board of Trustees and the entire Winthrop community for entrusting us with one of the most prestigious college basketball programs in the country."

In just his second season at the helm of the Catamounts program, Prosser led the team to a 12-win improvement to finish the season at 19-12. It was the second-most improved mark across NCAA Division I men's basketball. That season the team reached the Southern Conference semifinals before falling to eventual champion ETSU. That season Prosser's achievement was recognized by College Insider as he was honored as the Skip Prosser 'Man of the Year' award, which is named after his father.

Winthrop has been one of the top three-point shooting teams in the Big South Conference and nationally over the last 5-6 years and Prosser's teams in

three seasons averaged 9.15 threes per game, which included a program record for a single-season with 302 in 2019-20. In 2018-19 the team set the program record for threes in a single-season, which now sits as the second-most.

Prosser began his coaching career as an assistant coach with Wofford College in Mike Young's first season (2002-03). During that season the Terriers posted a 14-15 mark, which included a 79-77 victory at Virginia Tech. In the Southern Conference, Wofford posted an 8-8 record and advanced to the quarterfinals of the conference tournament.

Following his year at Wofford, Prosser headed to Bucknell as an assistant from 2003-08 under Pat Flannery.

It was at Bucknell that Prosser experienced the most post-season success as the Bison scored two NCAA Tournament upset victories during his tenure. In 2005, the 14th-seeded Bison upset No. 3 Kansas in the first round, earning the award for "Best Upset" at the 2005 ESPY Awards, and finished the year ranked 25th overall nationally with a 23-10 record. The following season, No. 9 seed Bucknell defeated No. 8 Arkansas in March Madness.

In 2005-06, the Bison went undefeated in Patriot League play, the first team to do so in conference history. The team was ranked in the top 25 for the first time in school history and featured Patriot League Player of the Year Charles Lee. For the NCAA Tournament, the Bison were seeded 9th and defeated Arkansas in the first round. In the second round they were defeated by Memphis to end the season at 27-5, the best record in school history.

While at Bucknell, Prosser signed 2008 Patriot League All-Freshman team selection Todd O'Brien and was involved in the player development of Charles Lee, who went on to sign a professional contract with the NBA's San Antonio Spurs. Lee was a three-time All-Patriot League selection and the 2006 Patriot League Player of the Year.

In the summer of 2008, Prosser returned to the sidelines at Southern Conference-member Wofford. During his first season back in Spartanburg in 2008, the Terriers set a school record with 12SoCon wins. In addition, the team posted its first winning overall record since moving to the NCAA Division I level. The following year, Prosser helped Wofford reach a school-record 26 wins along with the Southern Conference Championship and a trip to the NCAA Tournament.

All told, with Prosser on the bench in Spartanburg, the Terriers posted a 63-36 (.636) overall record, highlighted by back-to-back SoCon regular season and tournament championships, and consecutive appearances in the NCAA Tournament. He helped Wofford to a then school-record 26 victories in 2009-10 with a second 20-win season in 2010-11 with a squad that led the SoCon in assists and was also first in assist/turnover margin. Wofford also was eighth in the nation in 3-point percentage and 12th in overall field goal percentage.

Prosser was instrumental in the development of three-time first-team All-SoCon selection Noah Dahlman, a post player who scored more than 2,000 career points and was twice dubbed SoCon Tournament MVP.

A native of Wheeling, W.Va., Prosser played collegiately at Marist College in Poughkeepsie, N.Y., before a knee injury ended his career prematurely. He began his coaching career as a student assistant coach at Marist until his graduation in 2002, helping the Red Foxes to a share of the Metro-Atlantic Athletic Conference (MAAC) regular season title in 2001-02.

Prosser and his wife Emily are the parents of two -- a daughter, Ava Grayce and a son, Declan.



Career Record

Winthrop: 59-44

Career: 101-120

Big South: 32-18

Coaching Experience

1999-2002

Marist

Student Assistant

2002-03

Wofford College

Assistant Coach

2003-08

Bucknell

Assistant Coach

2008-11

Wofford College

Assistant Coach

2011-12

Brevard College

Head Coach

2012-2013

Winthrop

Assistant Coach

2013-18

Winthrop

Associate Head Coach

2018-21

Western Carolina

Head Coach

2021-present

Winthrop

Head Coach

Playing Experience

1998-99

Marist

MARK PROSSER ERA



Prosser Facts

- Hired as the 7th head coach in Winthrop men's basketball history on Apr. 2, 2021
- Earned his first win at Winthrop on Nov. 9, 2021 with a 110-78 victory over Mary Baldwin as all seven head coaches in program history won in their debut
- Became the 3rd Winthrop coach in program history to win 20 games in first season
- First Winthrop coach to 14 league wins in first season and one of only two to do so in league history (Terry Truax of Towson - 14 in 1992-93)
- Became the 4th coach in program history to begin Winthrop career 2-0
- Prosser and Marshall are also the only coaches to start Big South career 5-0
- Joined Dan Kenney and Gregg Marshall as the only Winthrop coach to get a win in their first Big South Conference regular season contest
- Led Eagles to first ever win over PAC 12 opponent with an 82-74 win at Washington on Nov. 27, 2021
- The win at Washington was the first over a Power 5 team in his career (8th meeting ever vs. Power 5 and is now 1-7)
- Has been on staff for nine conference championship title games and five NCAA Tournament appearances
- Between being the head coach and an assistant coach he's represented Winthrop in 202 games on the bench

WINTHROP 1ST YEAR HEAD COACHING RECORDS

Mark Prosser	23-9
Nield Gordon	22-9
Gregg Marshall	21-8 (29 game season)
Randy Peele	20-11
Pat Kelsey	14-17
Dan Kenney	14-16
Steve Vacendak	8-20 (28 game season)

PROSSER TRENDS

	<u>WIN</u>	<u>Career</u>
Lead at the half:	43-12	74-25
Trail at the half:	14-30	23-91
Tied at the half:	2-2	4-4
Double-Figure leads at the half:	20-2	33-3
Double-Figure deficit at the half:	3-11	6-43
Score 100+:	4-0	9-0
Score 90+:	12-1	27-2
Score 80+ :	32-7	56-17
Score 70+:	45-15	86-42
Score 60+:	53-34	94-97
Score less than 60:	1-11	1-33
Allow 100+:	0-1	0-4
Allow 90+:	2-4	6-20
Allow 80+:	12-16	25-57
Allow 70+:	26-36	53-97
Allow 60+:	43-41	78-115
Allow less than 60 points:	16-1	23-3
Shoot 50% or better:	36-3	59-13
Shoot 40% or better:	55-26	89-74
Shoot 70% or better at FT Line:	34-25	58-60
Shoot 80% or better at FT Line:	15-10	27-20
Higher field goal percentage:	54-9	88-23
Lower field goal percentage:	5-34	13-95
Same field goal percentage:	0-1	0-2
Outrebound opponent:	34-7	66-36
Outrebound opponent 10+:	19-1	32-6
Outrebounded by opponent:	24-36	30-77
Rebounds are even:	1-1	4-7
More free throw attempts:	52-21	75-56
Fewer free throw attempts:	6-20	23-67
Free throw attempts are even:	1-2	3-6
Make 7+ 3's:	46-22	81-71
Make 10+ 3's:	29-8	54-25
Day games:	22-16	48-48
Night games:	37-27	52-71
Morning games:	0-0	1-0
Games on Monday:	3-4	5-9
Games on Tuesday:	6-5	8-10
Games on Wednesday:	15-7	22-32
Games on Thursday:	5-2	8-8
Games on Friday:	5-5	6-12
Games on Saturday:	22-18	46-47
Games on Sunday:	3-1	5-2

Games Decided By:

1 point:	5-2
2 points:	11-8
5 points or less:	26-29
6-9 points:	25-25
Double-figures:	47-64

PROSSER ALL-TIME RECORD vs. OPPONENTS

Team	Games	Overall	Home	Road	Neutral	BSC Tourney	PF	PA
Anderson (S.C.)	2	1-1	0-1	1-0	0-0	0-0	145	140
Auburn	1	0-1	0-0	0-1	0-0	0-0	65	89
Barton	1	0-1	0-0	0-0	0-1	0-0	55	89
Belmont Abbey	1	0-1	0-1	0-0	0-0	0-0	80	90
Brevard	1	1-0	1-0	0-0	0-0	0-0	98	44
Bryan	1	1-0	1-0	0-0	0-0	0-0	70	64
Bob Jones	1	1-0	1-0	0-0	0-0	0-0	90	49
Bowling Green	1	0-1	0-0	0-1	0-0	0-0	52	73
Campbell	3	3-0	2-0	1-0	0-0	0-0	247	239
Carson-Newman	2	0-2	0-1	0-1	0-0	0-0	108	153
Carver College	1	1-0	0-0	0-0	1-0	0-0	83	52
Catawba College	2	0-2	0-1	0-1	0-0	0-0	106	135
Charleston Sou.	6	6-0	3-0	3-0	0-0	0-0	458	387
Chattanooga	6	3-3	1-2	2-1	0-0	0-0	466	470
Citadel	7	5-2	3-0	2-1	0-1	0-0	604	579
Clemson	1	0-1	0-0	0-1	0-0	0-0	56	78
Coastal Carolina	3	1-2	0-1	1-1	0-0	0-0	235	247
College of Charleston	2	1-1	0-1	1-0	0-0	0-0	150	147
Converse	1	1-0	1-0	0-0	0-0	0-0	78	40
Drexel	1	0-1	0-0	0-0	0-0	0-0	72	74
Duquesne	1	0-1	0-0	0-1	0-0	0-0	57	74
Eastern Michigan	1	1-0	0-0	0-0	1-0	0-0	101	87
Elon	2	1-1	1-0	0-1	0-0	0-0	139	133
ETSU	7	0-7	0-3	0-3	0-1	0-0	477	567
Florida State	2	0-2	0-0	0-2	0-0	0-0	135	146
Furman	8	1-7	1-3	0-4	0-0	0-0	576	644
Gardner-Webb	8	5-3	2-2	2-1	1-0	1-0	577	543
Georgia	2	0-2	0-0	0-2	0-0	0-0	141	169
Georgia Southern	1	0-1	0-0	0-0	0-0	0-0	87	89
Hampton	1	0-0	1-0	0-0	0-0	0-0	69	57
Hartford	1	1-0	1-0	0-0	0-0	0-0	82	75
High Point	7	2-5	1-1	0-4	1-0	1-0	510	534
Hiwassee	1	1-0	1-0	0-0	0-0	0-0	94	55
Holy Cross	1	1-0	1-0	0-0	0-0	0-0	89	51
IUPUI	1	1-0	1-0	0-0	0-0	0-0	74	61
Iowa	1	0-1	0-0	0-1	0-0	0-0	60	78
Jacksonville	2	2-0	1-0	1-0	0-0	0-0	173	159
Jacksonville State	1	0-1	0-0	0-0	0-1	0-0	53	84
Lees-McRae	1	1-0	1-0	0-0	0-0	0-0	71	55
Lenoir-Rhyne	2	1-1	1-0	0-1	0-0	0-0	133	130
Little Rock	2	2-0	0-0	2-0	0-0	0-0	167	135
Lincoln Memorial	2	0-2	0-1	0-1	0-0	0-0	101	153
Longwood	7	2-5	2-0	0-3	0-2	0-1	491	543
Louisville	1	0-1	0-0	0-1	0-0	0-0	61	76
LSU	1	0-1	0-0	0-1	0-0	0-0	81	89
Mars Hill	2	2-0	1-0	1-0	0-0	0-0	169	156
Mary Baldwin	1	1-0	1-0	0-0	0-0	0-0	110	78
Mercer	9	4-5	3-1	0-4	1-0	0-0	690	671
Middle Tennessee	2	1-1	1-0	0-1	0-0	0-0	141	144
Mississippi State	1	0-1	0-0	0-0	0-1	0-0	63	84
Montevallo	1	0-1	0-1	0-0	0-1	0-0	40	83
Mount Olive	1	0-1	0-0	0-1	0-0	0-0	78	100
Newberry	3	1-2	1-1	0-1	0-0	0-0	239	261
North Carolina A&T	3	3-0	2-0	1-0	0-0	0-0	258	216
North Carolina Central	1	1-0	0-0	0-0	0-0	0-0	77	75
North Carolina State	1	0-1	0-0	0-1	0-0	0-0	67	100
North Georgia	1	0-1	0-0	0-1	0-0	0-0	66	75
North Greenville	1	0-1	0-0	0-1	0-0	0-0	61	68
Penn St.	1	0-1	0-0	0-1	0-0	0-0	68	93
Piedmont	4	4-0	4-0	0-0	0-0	0-0	407	226
Presbyterian	6	5-1	2-1	3-0	0-0	0-0	419	398
Queens	1	1-0	1-0	0-0	0-0	0-0	88	82
Radford	6	3-3	2-1	1-1	0-1	0-1	422	418
Samford	5	3-2	2-0	1-2	0-0	0-0	422	391
SMU	1	0-1	0-0	0-1	0-0	0-0	65	98
South Carolina	1	0-1	0-0	0-1	0-0	0-0	62	72
South Carolina St.	1	1-0	1-0	0-0	0-0	0-0	81	67
Southern Miss	2	0-2	0-0	0-0	0-2	0-0	115	145
Stetson	1	1-0	0-0	1-0	0-0	0-0	70	64
Tennessee Tech	2	2-0	1-0	1-0	0-0	0-0	165	151
Toccoa Falls	2	2-0	2-0	0-0	0-0	0-0	212	114
Troy	1	0-1	0-0	0-0	0-1	0-0	64	66
Tusculum	2	0-2	0-1	0-1	0-0	0-0	113	140
UNC Asheville	10	6-4	3-1	3-3	0-0	0-0	701	774
UNC Greensboro	6	1-5	0-3	1-2	0-0	0-0	393	465
UNC Wilmington	1	1-0	0-0	0-0	1-0	0-0	98	76
USC Upstate	6	4-2	2-1	2-1	0-0	0-0	481	452
Vanderbilt	1	0-1	0-0	0-1	0-0	0-0	63	77
VCU	1	0-1	0-0	0-1	0-0	0-0	68	93
VMI	7	2-5	1-2	1-2	0-1	0-0	547	575
Virginia Tech	1	0-1	0-0	0-1	0-0	0-0	52	58
Wake Forest	1	0-1	0-0	0-1	0-0	0-0	64	71
Washington	1	1-0	0-0	1-0	0-0	0-0	82	74
Washington State	1	0-1	0-0	0-1	0-0	0-0	86	92
William & Mary	1	1-0	1-0	0-0	0-0	0-0	86	85
Wingate	2	0-2	0-1	0-1	0-0	0-0	110	147
Wofford	6	2-4	1-2	1-2	0-0	0-0	405	474
Wright State	1	0-1	0-0	0-1	0-0	0-0	73	96
Xavier	2	0-2	0-0	0-2	0-0	0-0	120	149
Young Harris	2	0-2	0-1	0-1	0-0	0-0	140	171
TOTALS	221	101-120	59-36	33-71	6-12	2-2	16,303	15,748

WINTHROP'S ALL-TIME 30/40-POINT GAMES

40-POINT GAMES

Melvin Branham (Jr.)	45	Jan. 10, 1994 at Charleston Southern
David McMahan	42	Jan. 15, 1996 vs. Coastal Carolina
Keon Johnson	40	Feb. 9, 2017 at UNC Asheville
Michael Jenkins	40	Nov. 10, 2006 vs. North Greenville
Fred McKinnon	40	Nov. 29, 1985 vs. Morris College

30-POINT GAMES

Keon Johnson	39	Feb. 4, 2017 vs. Campbell
Mike Gaither	39	Nov. 18, 1982 vs. Coker College (Clover, SC)
Keon Johnson	38	Nov. 21, 2016 at Illinois
Jimmy Gavin	38	Nov. 27, 2015 at North Carolina State (Raleigh, NC)
Greg Lewis	38	Dec. 21, 1999 vs. UNC Greensboro
Keon Johnson	37	Dec. 31, 2016 vs. Radford
Robbie Waldrop	37	Feb. 12, 1998 at Charleston Southern
Xavier Cooks	36	Feb. 15, 2018 at Gardner-Webb
Keon Johnson	36	Jan. 27, 2016 vs. Charleston Southern
Fred McKinnon	36	Feb. 2, 1985 at Livingstone College
Charles Brunson	36	Nov. 25, 1980 at Voorhees
Sin'Cere McMahon	35	Feb. 8, 2023 at UNC Asheville
Nych Smith	35	Jan. 26, 2019 at Presbyterian College
Fred McKinnon	35	Jan. 16, 1986 vs. Central Wesleyan College
Charles Brunson	35	Feb. 4, 1982 vs. Erskine
Charles Brunson	35	Dec. 10, 1980 at Belmont Abbey
David McMahan	34	Dec. 30, 1995 at Georgia State
Charles Brunson	34	Nov. 22, 1980 at Morris College
Charles Brunson	34	Nov. 19, 1980 vs. Allen University
Patrick Good	33	Nov. 22, 2021 at Washington State
Andre Jones	33	Dec. 27, 2011 at Georgia
Michael Jenkins	33	Mar. 6, 2008 vs. UNC Asheville (Big South Tourney Championship game)
Greg Lewis	33	Feb. 18, 2002 vs. Coastal Carolina
George Henson	33	Feb. 10, 1990 at Campbell
Shaun Wise	33	Dec. 28, 1989 at US International
Charles Brunson	33	Jan. 11, 1981 at Webber College
Josh Ferguson	32	Dec. 7, 2019 vs. Coastal Carolina
Keon Johnson	32	Feb. 13, 2016 at Radford
Keon Johnson	32	Dec. 31, 2015 vs. Campbell
Keon Johnson	32	Nov. 24, 2015 at USC Upstate
Torrell Martin	32	Feb. 24, 2007 at Coastal Carolina
Torrell Martin	32	Feb. 20, 2006 at Liberty
Melvin Branham (Jr.)	32	Jan. 27, 1994 at Towson State
Mark Hailey (Sr.)	32	Feb. 20, 1993 vs. Radford
Eddie Gay (Sr.)	32	Dec. 13, 1992 vs. The Citadel
Charles Brunson	32	Jan. 16, 1982 at USC-Aiken
Charles Brunson	32	Jan. 15, 1981 at USC-Spartanburg
Patrick Good	31	Jan. 20, 2022 at Presbyterian College
Keon Johnson	31	Mar. 3, 2017 vs. #4 Gardner-Webb
Keon Johnson	31	Mar. 2, 2017 vs. #8 Charleston Southern
Keon Johnson	31	Jan. 28, 2017 vs. High Point
Jimmy Gavin	31	Mar. 6, 2016 vs. UNC Asheville (Buies Creek, NC-Big South Tourney Championship game)
Jimmy Gavin	31	Feb. 27, 2016 at Campbell
Torrell Martin	31	Dec. 4, 2006 at #12 Wisconsin
Ted Houpt	31	Feb. 12, 1987 at Howard University
Fred McKinnon	31	Nov. 22, 1985 vs. Wingate
Charles Brunson	31	Feb. 8, 1982 vs. Presbyterian College
Donnie Creamer	31	Dec. 9, 1978 at Erskine
Patrick Good	30	Feb. 19, 2022 at UNC Asheville
D.J. Burns Jr.	30	Nov. 9, 2021 vs. Mary Baldwin
Xavier Cooks	30	Dec. 5, 2017 at Georgia
Keon Johnson	30	Dec. 19, 2015 at Georgia Southern
Keon Moore	30	Jan. 3, 2015 vs. High Point
Tyson Waterman	30	Feb. 12, 1999 vs. Charleston Southern
Ronnie Creamer	30	Jan. 15, 1979 at Francis Marion
LaShawn Coulter	30	Jan. 21, 1995 at UNC Asheville
Mark Hailey (Jr.)	30	Nov. 23, 1991 vs. Averett College
Greg Washington	30	Dec. 15, 1988 vs. East Carolina
Fred McKinnon	30	Feb. 10, 1985 vs. Armstrong State
Ronnie Creamer	30	Nov. 18, 1978 vs. Catawba

Indv./Team Most Points Single-Game

Top 10 Individual Scoring Performances Home/Away

Home

42	David McMahan	(vs. Coastal Carolina, 1-15-96)
40	Michael Jenkins	(vs. North Greenville, 11-10-06)
	Fred McKinnon	(vs. Morris College, 11-29-85)
	Keon Johnson	(at UNC Asheville, 2-9-17)
39	Keon Johnson	(vs. Campbell, 2-4-17)
38	Greg Lewis	(vs. UNC Greensboro, 12-21-99)
37	Keon Johnson	(vs. Radford, 12-31-16)
36	Keon Johnson	(vs. Charleston Southern, 1-27-16)
35	Fred McKinnon	(vs. Central Wesleyan College, 1-16-86)
	Charles Brunson	(vs. Erskine College, 2-4-82)

Away

45	Melvin Branham Jr.	(at Charleston Southern, 1-10-94)
40	Keon Johnson	(at UNC Asheville, 2-9-17)
38	Keon Johnson	(at Illinois, 11-21-16)
	Jimmy Gavin	(at N.C. State, 11-27-15)
37	Robbie Waldrop	(at Charleston Southern, 2-12-98)
36	Xavier Cooks	(at Gardner-Webb, 2-15-18)
	Fred McKinnon	(at Livingstone College, 2-2-85)
	Charles Brunson	(at Voorhees, 11-25-80)
35	Sin'Cere McMahan	(at UNC Asheville, 2-8-23)
	Nych Smith	(at Presbyterian College, 1-26-19)
	Charles Brunson	(at Belmont Abbey, 12-10-80)
34	Charles Brunson	(at Mooris College, 11-22-80)
33	Patrick Good	(at Washington State, 11-22-21)
	Andre Jones	(at Georgia, 12-27-11)
	Michael Jenkins	(at UNC Asheville, 3-6-08)
	George Henson	(at Campbell, 2-10-90)
	Shaun Wise	(at U.S. International, 12-28-89)
	Charles Brunson	(at Webber College, 1-11-81)

Top 5 Individual Scoring Performances vs. Big South Opponents

All Games

45	Melvin Branham Jr.	(at Charleston Southern, 1-10-94)
42	David McMahan	(vs. Coastal Carolina, 1-15-96)
40	Keon Johnson	(at UNC Asheville, 2-9-17)
39	Keon Johnson	(vs. Campbell, 2-4-17)
37	Keon Johnson	(vs. Radford, 12-31-16)

Home

42	David McMahan	(vs. Coastal Carolina, 1-15-96)
39	Keon Johnson	(vs. Campbell, 2-4-17)
37	Keon Johnson	(vs. Radford, 12-31-16)
36	Keon Johnson	(vs. Charleston Southern, 1-27-16)
32	Keon Johnson	(vs. Campbell, 12-31-15)

Away

45	Melvin Branham Jr.	(at Charleston Southern, 1-10-94)
40	Keon Johnson	(at UNC Asheville, 2-9-17)
36	Xavier Cooks	(at Gardner-Webb, 2-15-18)
35	Sin'Cere McMahan	(at UNC Asheville, 2-8-23)
	Nych Smith	(at Presbyterian College, 1-26-19)
33	George Henson	(at Campbell, 2-10-90)
32	Keon Johnson	(at Radford, 2-13-16)
	Torrell Martin	(at Coastal Carolina, 2-24-07)
	Torrell Martin	(at Liberty, 2-20-06)
	Melvin Branham Jr.	(at Towson St., 1-27-94)

Most Point In Home/Away Game (Top 10)

Home

134	Pfeiffer, 11-13-18	W, 134-99
132	Morris, 11-29-85	W, 132-73
130	Johnson & Wales, 12-12-96	W, 130-33
127	Pfeiffer, 11-25-19	W, 127-83
125	Piedmont, 11-4-24	W, 125-65
116	Warren Wilson, 11-24-18	W, 116-76
116	Rio Grande (OH), 12-28-15	W, 116-84
113	Toccoa Falls, 12-29-23	W, 113-62
110	Mary Baldwin	W, 110-78
109	Hiwassee, 12-16-18	W, 109-66
109	Catawba, 11-18-78	W, 109-92
108	VMI, 1-6-07	W, 108-76
108	U.S. International, 1-12-91	W, 108-81

Away

116	at Hampton, 1-16-20	W, 116-95
109	at VMI, 1-31-07	Won, 109-76
107	at USC Upstate, 12-13-20	Won, 107-77
102	at Pembroke St., 1-10-86	Won, 102-99
101	at UNC Asheville, 2-9-17	Lost, 104-101
101	at Charleston Sou., 1-10-94	Won, 101-96
101	at Central Connecticut, 12-4-92	Won, 101-93
101	at Benedict College, 2-20-86	Won, 101-76
97	at USC Aiken, 1-14-82	Won, 97-90
97	at Wofford, 1-31-80	Won, 97-78

Most Points Home/Away vs. Big South Opponents (Top 10)

Home

108	vs. VMI, 1-6-07	Won, 108-76
107	vs. UNCA, 2-26-14	Won, 107-100 (OT)
106	vs. VMI, 2-4-09	Lost, 110-106 (OT)
104	vs. UNCA	Won, 104-71
101	vs. Hampton, 2-9-19	Won, 101-91
100	vs. Coastal Carolina, 2-18-02	Won, 100-74
99	vs. Gardner-Webb, 1-11-20	Won, 99-95 (3OT)
98	vs. Armstrong St., 2-17-86	Won, 98-81
98	vs. VMI, 2-8-06	Won, 98-65
97	vs. Gardner-Webb	Won, 97-88
97	vs. Towson St., 2-23-95	Won, 97-93
96	vs. VMI, 1-7-10	Won, 96-63

Away

116	at Hampton, 1-16-20	W, 116-95
107	at USC Upstate, 12-13-20	W, 107-77
101	at UNC Asheville, 2-9-17	Lost, 104-101
101	at Charleston Sou., 1-10-94	Won, 101-96
96	at High Point, 2-28-24	Lost, 100-96 OT
95	at USC Upstate, 1-26-22	Won, 95-91 OT
95	at Longwood, 1-24-18	Won, 95-78
94	at Coastal Carolina, 1-7-94	Lost, 103-94
93	at Presbyterian Col., 2-25-17	Won, 93-56
93	at UMBC, 1-25-93	Lost, 99-93
91	at Presbyterian College, 1-26-19	Lost, 99-91
90	at Gardner-Webb, 2-15-18	Won, 90-71
90	at Towson St., 2-23-95	Lost, 92-90
90	at UNC Asheville, 2-5-90	Won, 90-89
90	at Radford, 1-14-05	Won, 90-75

WINTHROP TEAM/INDIVIDUAL RECORDS

MISC. RECORDS

Most Games Played	39 (1980-81/31-8)
Most Wins	31 (1980-81)
Most Wins (D1 member)	29 (2006-07)
Fewest Wins	4 (1993-94)
Most Losses	23 (1993-94)
Fewest Losses	5 (2006-07)
Best Winning Percentage	.818 (29-5/2006-07)
Worst Winning Percentage	.148 (4-23/1993-94)
Most Home Wins	16 (2004-05)
Most Home Wins In Winthrop Coliseum	16 (2004-05)
Most Home Losses	11 (1991-92)
Most Home Losses In Winthrop Coliseum	11 (1991-92)
Most Road Wins	12 (1978-89/2006-07/2016-17)
Most Road Losses	13 (1993-94)
Longest Winning Streak	21 (2019-20 to 2020-21)
Longest Winning Streak (single-season)	19 (2006-07)
Longest Losing Streak	13 (1986-87)
Most Big South Wins	15 ('04-05/'16-17/'19-20)
Most Big South Losses	15 (1993-94)
Longest Winning Streak (Big South)	16 (2006-07/single-season)
Longest Winning Streak (Big South)	22 (2004-05 to 2005-06)
Longest Losing Streak (Big South)	10 (1993-94/single-season)
Longest Losing Streak (Big South)	14 (1993-94 to 1994-95)

SINGLE-GAME RECORDS (Team)

Most Points Scored	134, vs. Pfeiffer (11-13-18)
Largest Margin of Victory	97 vs. Johnson & Wales (12-7-96)
Largest Margin of Victory (D1 opponent)	44 vs. VMI (84-41/1-23-08)
Largest Margin of Defeat	57 vs. Seton Hall (106-49/12-29-90)
Largest Margin of Defeat (D1 member)	57 vs. Seton Hall (106-49/12-29-90)
Fewest Points Allowed	22 vs. Lander (11-16-81)
Most Points First Half	73 vs. Pfeiffer (11-13-18)
Most Point Second Half	71 vs. Morris (11-29-85)
Fewest Points Scored	23 vs. Col. of Charleston (2-26-93)
Fewest Points First Half	6 vs. Col. of Charleston (2-26-93)
Fewest Points Second Half	11 vs. Washington St. (3-20-08)
Fewest Points Against In A Half	8 vs. Col. of Charleston (2-26-93)
Most Field Goals Made	57 vs. Morris (11-29-85)
Most Field Goals Attempted	101 vs. Piedmont (11-24-78)
Best Field Goal Accuracy	.706 vs. USC-Aiken (36-51/1-17-82)
Most 3pt Field Goals Made	24 vs. Hiwassee (12-16-18)
Most 3pt Field Goals Attempted	55 vs. Hiwassee (12-16-18)
Best 3pt Field Goal Accuracy	.714 vs. Barton (10-14/12-2-04) D1 Opponent
	.643 vs. High Point (9-14/12-5-09)
Most Free Throws Made	39 vs. St. Francis (11-27-89)
Most Free Throws Attempted	50 vs. Campbell (12-30-20)
	50 at High Point (2-28-24)
Best Free Throw Accuracy	1.000 vs. Liberty (21-21/3-5-14)
	1.000 vs. Lander (13-13/2-20-85)
Most Rebounds	70 vs. Presbyterian College (2-11-80)
Most Offensive Rebounds*	28 at Coastal Carolina (12-2-23)
	28 vs. Piedmont (11-4-24)
Most Assists	37 vs. Newberry (2-17-90)
Most Steals	21 vs. Wofford College (1-31-80) vs. Morris (11-29-85)
	16 vs. Voorhees (2-16-81)
Most Blocked Shots	37 vs. Georgia State (12-30-95)
Most Personal Fouls	

SEASON RECORDS

Most Points	2,866 (1980-81)
Best Scoring Average	83.6 (1992-93/30 games)
Most Field Goals Made	1,161 (1978-79)
Most Field Attempts	2,415 (1978-79)
Best Field Goal Accuracy	.530 (1985-86)
Most 3pt Field Goals	372 (2018-19/30 games))
Best 3pt Field Goals Per Game Avg.	12.40 (2018-19/30 games)
Most 3pt Field Goals Attempted	997 (2018-19)
Best 3pt Field Goal Accuracy	.431 (1987-88)
Most Free Throws Made	646 (1980-81)
Most Free Throws Attempted	931 (1980-81)
Best Free Throw Accuracy	.749 (2015-16)
Most Rebounds	1,613 (1978-79)
Most Assists	818 (1978-79)
Most Steals	479 (1979-80)
Most Blocked Shots	174 (2016-17)
Most Personal Fouls	751 (1978-79)

* Indicates On Record

SINGLE-GAME RECORDS (Individual)

Most Points Scored	45-Melvin Branham vs. Charleston Sou. (1-10-94)
Most Field Goals Made	20-Fred McKinnon vs. Morris (11-25-85)
Most Field Goals Attempted	31-Fred McKinnon vs. Morris (11-25-85)
Best Field Goal Accuracy	1.000-Brian Pope (10-10) vs. Morris (1-6-84)
	Eddie Gay (10-10) vs. Coppin St. (11-23-91)
	Allen Washington (10-10) vs. Pfeiffer (2-5-86)
Most 3pt Field Goals Made	12-David McMahan vs. Coastal Carolina (1-15-96)
	Michael Jenkins vs. North Greenville (11-10-06)
Most 3pt Field Goals Attempted	21-LaShawn Coulter
Most Free Throws Made	18-Mark Hailey vs. Averett (11-26-91)
	James Shuler vs. High Point (2-23-06)
Most Free Throws Attempted	20-Mark Hailey vs. Averett (11-26-91)
Best Free Throw Accuracy	1.000-James Shuler (18-18) vs. High Point (2-23-06)
Most Rebounds	23-Allen Washington vs. Piedmont (11-30-85)
Most Assists	17-Rick Riese vs. Limestone (2-12-81)
Most Blocked Shots	7-Rick Riese vs. Limestone (2-12-81)
	Billy Houston vs. UNC Asheville (1-11-06)
Most Steals	13-Rick Riese vs. Limestone (2-12-81)

SINGLE-SEASON RECORDS (Individual)

Most Points Scored	875-Charles Brunson (1980-81)
Best Scoring Average	22.4-Charles Brunson (1980-81)
Most Field Goals Made	354-Charles Brunson (1980-81)
Most Field Goals Attempted	584-Ronnie Creamer (1978-79)
Best Field Goal Accuracy (<i>150 attempts</i>)	.657-Charles Brunson (113-172/1979-80)
Most 3pt Field Goals Made	102-Keon Johnson (2016-17)
Most 3pt Field Goal Attempts	255-Keon Johnson (2016-17)
Best 3pt Field Goal Accuracy (<i>35 made</i>)	.460-Charles Falden (40-87/2018-19)
Most Free Throws Made	171-Keon Johnson (2016-17)
Most Free Throws Attempted	235-Charles Brunson (1980-81)
Best Free Throw Accuracy (<i>80 made</i>)	.867-Mike Gaither (98-113/1981-82)
Most Rebounds	453-Charles Brunson (1980-81)
Most Assists	317-Rick Riese (1980-81)
Most Blocked Shots	72-Duby Okeke (2015-16)
Most Steals	208-Rick Riese (1979-80)
Most Minutes Played	1,374-Charles Brunson (1980-81)
Most Personal Fouls	139-Ronnie Creamer (1978-79)
Most Times Disqualified	14-Donnie Creamer (1978-79)
	Melvin Branham (1993-94)

WINTHROP ALL-TIME D1 TRIPLE-DOUBLES (on record)

Chandler Vaudrin	Mar. 1, 2021 vs. (8) High Point (10 points, 12 rebounds, 10 assists)
Chandler Vaudrin	Dec. 30, 2020 vs. Campbell (10 points, 13 rebounds, 10 assists)
Chandler Vaudrin	Dec. 13, 2020 at USC Upstate (13 points, 11 rebounds, 14 assists)
Chandler Vaudrin	Jan. 2, 2020 vs. Longwood (10 points, 12 rebounds, 11 assists)
Xavier Cooks	Dec. 2, 2017 vs. Reinhardt (11 points, 15 rebounds, 11 assists)

20-WIN SEASONS

SEASON (NCAA D1)	SEASON ENDED WITH...	FINAL RECORD
29--2006-07	(NCAA Tourney - W, 74-64, (6) Notre Dame)	29-5
	(NCAA 2nd Rnd - L, 75-61, (3) Oregon)	26-7
27--2004-05	(NCAA Tourney - L, 74-64, (3) Gonzaga)	27-6
26--2016-17	(NCAA Tourney - L, 76-64, (3) Butler)	26-7
24--2019-20	(Big South Champions - NCAA Tourney canceled (COVID19)	24-10
23--2020-21	(NCAA Tourney - L, 73-63, (5) Villanova)	23-2
23--2021-22	(Big South Tournament Final - L, 79-58)	23-9
23--2015-16	(Big South Tournament Final - L, 77-68)	23-9
23--2005-06	(NCAA Tourney - L, 63-61, (2) Tennessee)	23-8
22--2007-08	(NCAA Tourney - L, 71-40, (4) Washington State)	22-12
21--1999-00	(NCAA Tourney - L, 74-50, (3) Oklahoma)	21-9
21--1998-99	(NCAA Tourney - L, 80-41, (1) Auburn)	21-8
20--2013-14	(Big South Tournament Final - L, 76-61)	20-13
20--2002-03	(Big South Tournament Semi-Finals - L, 81-80 OT, UNCA)	20-10
20--1985-86	(Big South Tournament Semi-Finals - L, 87-79)	20-9

2024-25 COMBINED STATS

2024-25 Winthrop MBB Statistics
Winthrop Combined Team Statistics (as of Nov 22, 2024)
All games

RECORD:		OVERALL				HOME				AWAY				NEUTRAL			
ALL GAMES		4-3				4-1				0-2				0-0			
CONFERENCE		0-0				0-0				0-0				0-0			
NON-CONFERENCE		4-3				4-1				0-2				0-0			

#	Player	gp-gs	min	avg	Total		3-Point		F-Throw		Rebounds				pf	dq	a	to	blk	stl	pts	avg
					fg-fga	fg%	3fg-fga	3fg%	ft-fta	ft%	off	def	tot	avg								
11	HARRISON, Kasen	7-7	215	30.7	36-68	.529	2-12	.167	34-40	.850	1	19	20	2.9	16	0	24	18	1	11	108	15.4
04	TALFORD, Kelton	7-7	200	28.6	39-67	.582	0-0	.000	27-38	.711	25	27	52	7.4	21	1	5	14	5	10	105	15.0
12	DOUCET, K.J.	7-7	157	22.4	35-60	.583	12-21	.571	17-34	.500	16	29	45	6.4	24	1	4	18	0	7	99	14.1
10	JOHNSON, Nick	7-1	159	22.7	13-44	.295	7-25	.280	18-28	.643	5	12	17	2.4	17	1	10	11	3	9	51	7.3
55	BAKER, Bryce	7-5	165	23.6	17-55	.309	12-46	.261	4-6	.667	5	32	37	5.3	6	0	6	5	2	4	50	7.1
03	JONES III, Paul	7-2	134	19.1	16-57	.281	9-44	.205	6-10	.600	9	14	23	3.3	8	0	4	3	0	2	47	6.7
02	JOLLY, Ryan	7-1	77	11.0	9-21	.429	2-9	.222	9-10	.900	3	2	5	0.7	2	0	3	11	0	5	29	4.1
15	KAMARAD, Tommy	7-5	103	14.7	10-25	.400	4-17	.235	4-8	.500	9	16	25	3.6	10	0	2	5	1	4	28	4.0
51	DUNCOMB, Logan	5-0	30	6.0	3-9	.333	0-0	.000	7-9	.778	3	7	10	2.0	9	0	0	4	1	0	13	2.6
21	HAMILTON, Tai	7-0	45	6.4	4-7	.571	0-0	.000	9-16	.563	12	10	22	3.1	11	0	2	2	7	2	17	2.4
05	DIALLO, Yoro	6-0	53	8.8	5-14	.357	0-3	.000	4-10	.400	5	7	12	2.0	8	0	5	7	1	8	14	2.3
14	VAN BIBBER, Noah	3-0	14	4.7	2-5	.400	2-5	.400	0-0	.000	0	1	1	0.3	1	0	0	0	0	0	6	2.0
22	HARRISON, Henry	2-0	4	2.0	1-3	.333	0-2	.000	0-0	.000	0	0	0	0.0	0	0	0	0	0	0	2	1.0
08	CHRISTY, Cam	2-0	4	2.0	0-1	.000	0-1	.000	1-2	.500	1	2	3	1.5	0	0	1	0	0	0	1	0.5
01	WILSON, Isaiah	6-0	40	6.7	0-5	.000	0-4	.000	0-0	.000	1	3	4	0.7	6	0	9	6	0	4	0	0.0
Team											16	9	25				3					
Total.....		7	1400		190-441	.431	50-189	.265	140-211	.664	111	190	301	43.0	139	3	75	107	21	66	570	81.4
Opponents.....		7	1400		171-422	.405	65-187	.348	108-152	.711	77	172	249	35.6	172	7	84	122	36	54	515	73.6

TEAM STATISTICS			WINTHROP	OPP	Date	Opponent	Score	Att.
SCORING			570	515	11/04/24	PIEDMONT	w 125-65	1246
Points per game			81.4	73.6	11/09/24	LITTLE ROCK	w 82-67	2078
Scoring margin			+7.9	-	11/11/24	at Virginia Tech	L 52-58	4157
FIELD GOALS-ATT			190-441	171-422	11/15/24	WILLIAM & MARY	w 86-85	1324
Field goal pct			.431	.405	11/16/24	GA. SOUTHERN	L 87-89	1597
3 POINT FG-ATT			50-189	65-187	11/17/24	N.C. CENTRAL	w 77-75	1390
3-point FG pct			.265	.348	11/22/24	at Louisville	L 61-76	12462
3-pt FG made per game			7.1	9.3				
FREE THROWS-ATT			140-211	108-152	* = Conference game			
Free throw pct			.664	.711				
F-Throws made per game			20.0	15.4				
REBOUNDS			301	249				
Rebounds per game			43.0	35.6				
Rebounding margin			+7.4	-				
ASSISTS			75	84				
Assists per game			10.7	12.0				
TURNOVERS			107	122				
Turnovers per game			15.3	17.4				
Turnover margin			+2.1	-				
Assist/turnover ratio			0.7	0.7				
STEALS			66	54				
Steals per game			9.4	7.7				
BLOCKS			21	36				
Blocks per game			3.0	5.1				
ATTENDANCE			7635	16619				
Home games-Avg/Game			5-1527	2-8310				
Neutral site-Avg/Game			-	0-0				

Score by Periods	1st	2nd	Totals
Winthrop	255	315	570
Opponents	244	271	515

2024-25 TEAM GAME-BY-GAME

2024-25 Winthrop MBB Statistics Winthrop Team Game-by-Game (as of Nov 22, 2024) All games

TEAM STATISTICS

Opponent	Date	Score		Total		3-Pointers		Free throws		Rebounds				pf	a	t/o	blk	stl	pts	avg
				fg-fga	pct	3fg-fga	pct	ft-fta	pct	off	def	tot	avg							
PIEDMONT	11/04/24	125-65	W	46-88	.523	13-40	.325	20-28	.714	28	35	63	63.0	14	20	9	6	10	125	125.0
LITTLE ROCK	11/09/24	82-67	W	23-55	.418	9-27	.333	27-42	.643	21	31	52	57.5	23	14	22	2	14	82	103.5
at Virginia Tech	11/11/24	52-58	L	20-58	.345	5-32	.156	7-13	.538	11	21	32	49.0	17	8	11	3	2	52	86.3
WILLIAM & MARY	11/15/24	86-85	W	29-65	.446	8-24	.333	20-31	.645	12	23	35	45.5	24	10	11	4	14	86	86.2
GA. SOUTHERN	11/16/24	87-89	L	24-51	.471	3-16	.188	36-49	.735	7	34	41	44.6	21	5	20	3	9	87	86.4
N.C. CENTRAL	11/17/24	77-75	W	26-54	.481	6-21	.286	19-26	.731	13	24	37	43.3	17	10	15	3	7	77	84.8
at Louisville	11/22/24	61-76	L	22-70	.314	6-29	.207	11-22	.500	19	22	41	43.0	23	8	19	0	10	61	81.4
Winthrop		570		190-441	.431	50-189	.265	140-211	.664	111	190	301	43.0	139	75	107	21	66	570	81.4
Opponents		515		171-422	.405	65-187	.348	108-152	.711	77	172	249	35.6	172	84	122	36	54	515	73.6

Games played: 7	Rebounds/game: 43.0
Points/game: 81.4	Assists/game: 10.7
FG Pct: 43.1	Turnovers/game: 15.3
3FG Pct: 26.5	Assist/turnover ratio: 0.7
FT Pct: 66.4	Steals/game: 9.4
	Blocks/game: 3.0

WINTHROP BASKETBALL

↳ TRADITION RICH PROGRAM ↵

~NCAA D1 Member since 1985~

- 13 Big South Conference Championships (most in conference history)
- 11 NCAA Tournament Appearances (most in conference history and all in the last 22 years)
- Most 20-win seasons in Big South history (14)
- Eight seasons with 23 or more wins and a Big South record 29 wins in 2006-07
- Most wins all-time by Big South member (660) and most league wins all-time (350)
- Only Big South member to earn an 11, 12, 13 and 14 seed in NCAA Tournament
- First Big South member to win an NCAA Tournament game (defeated 6th seeded Notre Dame 74-64 in 2007)
- Big South record 55 conference tournament wins
- Big South record 18 conference championship game appearances
- 23 winning seasons out of 36 NCAA D1 seasons
- Notable Non-Conference Wins (ACC-Clemson (2), Georgia Tech, Miami, Wake Forest/Big East- Providence, Marquette, Notre Dame/Big 10-Illinois/Big 12-Missouri/PAC 12-Washington/SEC-Georgia, Mississippi State, Auburn/Mid-Majors-ODU, Missouri State, Saint Mary's (Ca.)/Independent-Miami)
- Three AP All-America selections (Greg Lewis, Keon Johnson, Xavier Cooks)
- 50 All-League selections, 38 All-Tournament Team selections
- Eagles have two of the Top 5 winningest coaches in the history of the league as Gregg Marshall has 194 (2nd) and Pat Kelsey currently has 186 (4th)
- Both are also in the Top 4 for conference wins all-time as Kelsey has 110 (2nd) and Marshall is 4th with 104



WINTHROP

B A S K E T B A L L



Isaiah
Wilson

Guard / 6-1 / 170 / Sr.
Pittsburgh, Pa.
(Richmond)

1

CAREER HONORS

CAREER HIGHS				BIG SOUTH			
Points	10	two times		Points			
Minutes	37	at Mercer (11/19/22)		Minutes			
FGM	4	Georgia St. (11/16/21)		FGM			
FGA	7	two times		FGA			
3PTFGM	2	four times		3PTFGM			
3PTFGA	3	four times		3PTFGAs			
FTM	7	at Mercer (11/19/22)		FTM			
FTA	8	at Mercer (11/19/22)		FTA			
Rebounds	6	at Drake (11/20/21)		Rebounds			
Assists	6	Piedmont (11/4/24)		Assists			
Blocks	1	at Duquesne (2/1/22)		Blocks			
Steals	3	four times		Steals			
Turnovers	4	two times		Turnovers			

EXTRA DRIBBLE

- Dished out a career-best six assists in the season-opener vs. Piedmont
- Has an assist in three straight games off the bench
- Has seen action in 6-of-7 games with a season-high 12 minutes vs. Piedmont
- Missed most of 2023-24 with an injury after missing most of 2022-23
- Played five games in 2024-25 before the injury and played in seven games in 2022-23
- Played a career-high 37 minutes at Mercer on Nov. 19, 2022 and finished with a career-best free throws made (7) and free throws attempted (8)
- Transferred from Richmond after two seasons
- As a sophomore he appeared in 33 games for the Spiders with 15 starts for a team that won the Atlantic-10 Championship and advanced in the NCAA Tournament
- In 2021-22 he set a career-high for steals in a single-season with 19
- As a freshman he appeared in 20 games with two starts
- In his first A-10 Tournament he was 5-for-11 from three
- Played last two years of high school for First Love Christian Academy, leading the team to a 2020 National Christian School Athletic Association national championship semifinals
- No. 5 recruit in Pennsylvania's Class of 2020 by 247Sports.com
- No. 35 point guard recruit in Class of 2020 by 247Sports.com
- Began high school career at North Catholic, helping them to Western Pennsylvania Interscholastic Athletic League titles in 2016 and 2017

Opponent	Date	gs	min	Total		3-Pointers		Free throws		Rebounds				pf	a	t/o	blk	stl	pts	avg
				fg-fga	pct	3fg-fga	pct	ft-fta	pct	off	def	tot	avg							
PIEDMONT	11/04/24		12	0-2	.000	0-1	.000	0-0	.000	0	2	2	2.0	2	6	0	0	2	0	0.0
LITTLE ROCK	11/09/24		7	0-0	.000	0-0	.000	0-0	.000	0	0	0	1.0	2	0	2	0	1	0	0.0
at Virginia Tech	11/11/24		6	0-0	.000	0-0	.000	0-0	.000	0	1	1	1.0	0	0	1	0	0	0	0.0
WILLIAM & MARY	11/15/24		5	0-1	.000	0-1	.000	0-0	.000	0	0	0	0.8	0	1	2	0	0	0	0.0
N.C. CENTRAL	11/17/24		3	0-1	.000	0-1	.000	0-0	.000	1	0	1	0.8	0	1	0	0	0	0	0.0
at Louisville	11/22/24		7	0-1	.000	0-1	.000	0-0	.000	0	0	0	0.7	2	1	1	0	1	0	0.0
Totals		0	40	0-5	.000	0-4	.000	0-0	.000	1	3	4	0.7	6	9	6	0	4	0	0.0

Games played: 6
Minutes/game: 6.7
FG Pct: 0.0
3FG Pct: 0.0

Rebounds/game: 0.7
Assists/game: 1.5
Turnovers/game: 1.0
Assist/turnover ratio: 1.5
Steals/game: 0.7

				Field Goals		3-Point		F-Throws		Rebounds				Scoring						
SEASON	TEAM	GP-GS	MIN/AVG	FG-FGA	FG%	3FG-3FGA	3FG%	FT-FTA	FT%	OFF	DEF	TOT	AVG	PF-FO	A	TO	BLK	STL	PTS	AVG
2020-21	UR	20-2	156/7.8	10-25	.400	5-11	.455	10-19	.526	6	13	19	1.0	24-0	8	11	0	8	35	1.8
2021-22	UR	33-15	486/14.7	25-78	.321	9-37	.243	18-29	.621	7	30	37	1.1	63-2	22	29	1	19	77	2.3
2022-23	Win	7-6	158/22.6	9-24	.375	5-10	.500	16-24	.667	0	12	12	1.7	23-2	15	20	2	7	39	5.6
2024-25	Win	6-0	40/6.6	0-5	.000	0-4	.000	0-0	.000	1	3	4	0.7	6-0	9	6	0	4	0	0.0
TOTAL FOR Win		13-6	198/15.2	9-29	.310	5-14	.357	16-24	.667	1	15	16	1.2	29-2	24	26	2	11	39	3.0
TOTAL		66-23	840/12.7	44-132	.333	19-62	.306	44-72	.611	14	58	72	1.1	116-4	54	66	3	38	151	2.3



Ryan Jolly

2

Guard / 6-3 / 180 / Gr.
Martinez, Ga.
(Piedmont)

CAREER HONORS

2022-23 & 2023-24 CCS First Team All-Conference | 2024 CCS Man of the Year

CAREER HIGHS			BIG SOUTH		
Points	37	at Berea (2/21/23)	Points		
Minutes			Minutes		
FGM	12	Greensboro (12/5/20)	FGM		
FGA	24	at Huntingdon (2/9/24)	FGA		
3PTFGM	5	Alma (11/18/23)	3PTFGM		
3PTFGA	12	Brevard (12/3/23)	3PTFGAs		
FTM	14	two times	FTM		
FTA	16	at Berea (2/21/23)	FTA		
Rebounds	12	at Berea (2/21/23)	Rebounds		
Assists	11	two times	Assists		
Blocks	3	Sewanee (11/8/21)	Blocks		
Steals	7	Maryville-TN (1/21/24)	Steals		
Turnovers			Turnovers		

EXTRA DRIBBLE

- Faced his former team in the season opener, finishing with 15 points off the bench on 5-of-8 shooting
- Also had two steals vs. Piedmont and had two steals vs. William & Mary
- Saw double-digit minutes in first four games, but under 10 the last three games
- Started 26-of-27 games last season at Piedmont and averaged a career-high 21.1 ppg
- Led Piedmont in assists (140), steals (66), points (570), and minutes (896) as well
- 2024 CCS Man of the Year and CCS First Team All-Conference
- 2022-23 CCS First Team All-Conference
- Small College Basketball Bevo Francis Award Top 100 Watch List in 2023-24
- Small College Basketball Trevor Hudgins Award Top 25 Watch List in 2023-24
- Reached 1,000 career points and had 1,371 by the end of the season
- Two-Time CCS All-Academic Team selection
- NABC Honors Court in 2020-21, 2021-22, 2022-23)
- Started career at Lander in 2019-20 and played 18 games with one start

Opponent	Date	gs	min	Total		3-Pointers		Free throws		Rebounds				pf	a	t/o	blk	stl	pts	avg
				fg-fga	pct	3fg-fga	pct	ft-fta	pct	off	def	tot	avg							
PIEDMONT	11/04/24	*	19	5-8	.625	1-3	.333	4-4	1.000	1	1	2	2.0	0	0	2	0	2	15	15.0
LITTLE ROCK	11/09/24		16	1-4	.250	1-3	.333	4-4	1.000	1	0	1	1.5	1	1	4	0	1	7	11.0
at Virginia Tech	11/11/24		10	0-2	.000	0-2	.000	0-0	.000	0	0	0	1.0	0	1	0	0	0	0	7.3
WILLIAM & MARY	11/15/24		15	1-3	.333	0-0	.000	1-2	.500	0	0	0	0.8	0	1	1	0	2	3	6.3
GA. SOUTHERN	11/16/24		9	1-2	.500	0-1	.000	0-0	.000	0	1	1	0.8	0	0	0	0	0	2	5.4
N.C. CENTRAL	11/17/24		3	0-0	.000	0-0	.000	0-0	.000	0	0	0	0.7	0	0	2	0	0	0	4.5
at Louisville	11/22/24		5	1-2	.500	0-0	.000	0-0	.000	1	0	1	0.7	1	0	2	0	0	2	4.1
Totals		1	77	9-21	.429	2-9	.222	9-10	.900	3	2	5	0.7	2	3	11	0	5	29	4.1

Games played: 7
Minutes/game: 11.0
Points/game: 4.1
FG Pct: 42.9
3FG Pct: 22.2
FT Pct: 90.0

Rebounds/game: 0.7
Assists/game: 0.4
Turnovers/game: 1.6
Assist/turnover ratio: 0.3
Steals/game: 0.7

				Field Goals		3-Point		F-Throws		Rebounds											Scoring	
SEASON	TEAM	GP-GS	MIN/AVG	FG-FGA	FG%	3FG-3FGA	3FG%	FT-FTA	FT%	OFF	DEF	TOT	AVG	PF-FO	A	TO	BLK	STL			PTS	AVG
2019-20	Lander	18-1	116/6.4	12-25	.480	4-10	.400	10-12	.833	1	11	12	0.7	8-0	6	12	0	4			38	2.1
2020-21	PIED	17-17	502/29.5	106-193	.549	27-59	.458	53-63	.841	17	61	78	4.6	35-0	52	54	9	25			292	17.2
2021-22	PIED	3-3	59/19.7	10-20	.500	1-5	.200	8-8	1.000	2	16	18	6.0	5-0	9	8	3	6			29	9.7
2022-23	PIED	27-27	865/32.0	161-358	.450	35-93	.376	85-104	.817	23	146	169	6.3	61-1	125	82	13	51			442	16.4
2023-24	PIED	27-26	895/33.2	188-362	.519	50-124	.403	144-162	.889	32	102	134	5.0	63-0	140	100	9	66			570	21.1
2024-25	Win	7-1	76/10.9	9-21	.429	2-9	.222	9-10	.900	3	2	5	0.7	2-0	3	11	0	5			29	4.1
TOTAL FOR Win		7-1	76/10.9	9-21	.429	2-9	.222	9-10	.900	3	2	5	0.7	2-0	3	11	0	5			29	4.1
TOTAL		99-75	2513/25.4	486-979	.496	119-300	.397	309-359	.861	78	338	416	4.2	174-1	335	267	34	157			1400	14.1



Paul
Jones III

3

Guard / 6-4 / 170 / Fr.
Suffolk, Va.
(Combine Academy)

CAREER HONORS

CAREER HIGHS				BIG SOUTH			
Points	11	two times		Points			
Minutes	26	NC Central (11/17/24)		Minutes			
FGM	4	Piedmont (11/4/24)		FGM			
FGA	12	Piedmont (11/4/24)		FGA			
3PTFGM	3	two times		3PTFGM			
3PTFGA	10	Piedmont (11/4/24)		3PTFGAs			
FTM	2	two times		FTM			
FTA	3	NC Central (11/17/24)		FTA			
Rebounds	5	NC Central (11/17/24)		Rebounds			
Assists	3	Little Rock (11/9/24)		Assists			
Blocks				Blocks			
Steals	1	Piedmont (11/4/24)		Steals			
Turnovers	1	two times		Turnovers			

EXTRA DRIBBLE

- In second start of his career he posted 12 points, 5 rebounds, assist and steal at Louisville
- It was the second straight game he hauled in a career-best five rebounds
- Has gotten to the foul line in three straight games (6-for-8)
- Made first start of the season on Nov. 17 vs. N.C. Central, finishing with 11 points, five rebounds
- It was his second game in double-figures, tying his career-high of 11 he posted in the season opener vs. Piedmont
- Hit three triples in the opener and then matched that vs. N.C. Central
- In four of the six games he’s played he has three or more rebounds and has four or more in three
- Has double-digit minutes in all six games, including a career-high 26 vs. N.C. Central

Opponent	Date	gs	min	Total		3-Pointers		Free throws		Rebounds												
				fg-fga	pct	3fg-fga	pct	ft-fita	pct	off	def	tot	avg	pf	a	t/o	blk	stl	pts	avg		
PIEDMONT	11/04/24		18	4-12	.333	3-10	.300	0-2	.000	4	0	4	4.0	0	0	1	0	1	11	11.0		
LITTLE ROCK	11/09/24		21	2-7	.286	0-4	.000	0-0	.000	1	3	4	4.0	1	3	0	0	0	4	7.5		
at Virginia Tech	11/11/24		16	1-8	.125	1-8	.125	0-0	.000	1	0	1	3.0	1	0	0	0	0	3	6.0		
WILLIAM & MARY	11/15/24		11	0-3	.000	0-1	.000	0-0	.000	0	1	1	2.5	1	0	0	0	0	0	4.5		
GA. SOUTHERN	11/16/24		12	2-6	.333	0-3	.000	2-2	1.000	1	2	3	2.6	1	0	0	0	0	6	4.8		
N.C. CENTRAL	11/17/24	*	26	3-8	.375	3-7	.429	2-3	.667	1	4	5	3.0	1	0	1	0	0	11	5.8		
at Louisville	11/22/24	*	30	4-13	.308	2-11	.182	2-3	.667	1	4	5	3.3	3	1	1	0	1	12	6.7		
Totals		2	134	16-57	.281	9-44	.205	6-10	.600	9	14	23	3.3	8	4	3	0	2	47	6.7		

Games played: 7
Minutes/game: 19.1
Points/game: 6.7
FG Pct: 28.1
3FG Pct: 20.5
FT Pct: 60.0

Rebounds/game: 3.3
Assists/game: 0.6
Turnovers/game: 0.4
Assist/turnover ratio: 1.3
Steals/game: 0.3

				Field Goals		3-Point		F-Throws		Rebounds				Scoring						
SEASON	TEAM	GP-GS	MIN/AVG	FG-FGA	FG%	3FG-3FGA	3FG%	FT-FTA	FT%	OFF	DEF	TOT	AVG	PF-FO	A	TO	BLK	STL	PTS	AVG
2024-25	Win	7-2	136/19.4	16-57	.281	9-44	.205	6-10	.600	9	14	23	3.3	8-0	4	3	0	2	47	6.7
TOTAL		7-2	136/19.4	16-57	.281	9-44	.205	6-10	.600	9	14	23	3.3	8-0	4	3	0	2	47	6.7



Kelton
Talford

4

Forward / 6-7 / 200 / Sr.
Great Falls, S.C.
(Great Falls H.S.)

CAREER HONORS

2024-25 Preseason All-Big South First Team | 2022-23 & 2023-24 First Team All-Conference
2023 All-Tournament Team (Cancun Challenge Mayan Division) | Big South Player of the Week
(12/23/22, 1/16/24)

CAREER HIGHS				BIG SOUTH			
Points	28	S.C. State (12/6/22)		Points	27	Radford (1/13/24)	
Minutes	38	three times		Minutes	38	Radford (1/13/24)	
FGM	11	at LSU (12/17/22)		FGM	10	Presbyterian College (1/4/23)	
FGA	15	at LSU (12/17/22)		FGA	14	High Point (1/27/24)	
3PTFGM	2	at Gardner-Webb (1/20/24)		3PTFGM	2	at Gardner-Webb 1/20/24)	
3PTFGA	3	at Gardner-Webb (1/20/24)		3PTFGA	3	at Gardner-Webb (1/20/24)	
FTM	11	Radford (1/13/24)		FTM	12	at Longwood (2/10/24)	
FTA	16	three times		FTA	16	two times	
Rebounds	16	Gardner-Webb (1/21/23)		Rebounds	16	Gardner-Webb (1/21/23)	
Assists	4	at Presbyterian (1/10/240)		Assists	4	at Presbyterian (1/10/24)	
Blocks	3	three times		Blocks	3	three times	
Steals	3	Elon (11/19/23)		Steals	2	six times	
Turnovers	5	two times		Turnovers	5	two times	

- EXTRA DRIBBLE
- In double-figures in four straight games that includes a season-high 22 points against N.C. Central (It was the 16th 20-point game of his career)
 - Had a team-high 15 points at Louisville and now has 10 double-digit games in his career against Power 4 opponents
 - In fact he's averaging 16.8 ppg and 7.3 rpg in nine starts against Power 4 opponents
 - After he was 4-of-9 vs. William & Mary at the foul line, he's 17-of-20 in the last three games
 - Moved into 6th on the program's all-time scoring list with 1,436 points, which ranks 66th on the Big South all-time list (three points from 67th)
 - Surpassed 700 career rebounds and now ranks 4th on Winthrop's all-time list with 720 (ranked 31st all-time in Big South)
 - Became the 39th player in Big South history to reach 700 rebounds and is 1-of-36 players in league history with 1,000 points and 700 rebounds
 - He is the 4th Eagle in league history with 1,000 points and 700 rebounds
 - Posted 20 or more points in three straight games, which was second time in his career he's done so (Acheived in February of 2023)
 - In 2023-24 he made 23 consecutive free throws over the course of a three-game stretch (IUPUI/Elon/Georgia)
 - Was in double-figures 28-of-30 games last season
 - Last year he led the conference in field goal percentage (.669) and ranked 6th nationally
 - Posted a career-high 28 points in the win over S.C. State (12-6-22)
 - Averaged 21 points, 11 rebounds and 2 blocks per game as a senior at Great Falls
 - Is a four-time All-Region selection
 - Is a three-time Region A Player of the Year selection
 - Named All-State three times
 - In addition to basketball, he lettered in baseball (2017/2018) and football (2017-20)
 - Helped lead Great Falls to the 2020 1A State Championship
 - In high school career he scored over 1,500 points and had more than 750 rebounds

Opponent	Date	gs	min	Total		3-Pointers		Free throws		Rebounds				pf	a	t/o	blk	stl	pts	avg
				fg-fga	pct	3fg-fga	pct	ft-fita	pct	off	def	tot	avg							
PIEDMONT	11/04/24	*	23	7-10	.700	0-0	.000	3-3	1.000	3	6	9	9.0	1	1	1	1	1	17	17.0
LITTLE ROCK	11/09/24	*	27	5-11	.455	0-0	.000	0-2	.000	6	3	9	9.0	1	2	2	1	2	10	13.5
at Virginia Tech	11/11/24	*	29	3-4	.750	0-0	.000	3-4	.750	1	2	3	7.0	3	0	2	0	1	9	12.0
WILLIAM & MARY	11/15/24	*	29	5-9	.556	0-0	.000	4-9	.444	2	4	6	6.8	4	1	3	2	0	14	12.5
GA. SOUTHERN	11/16/24	*	30	5-8	.625	0-0	.000	8-9	.889	1	5	6	6.6	5	0	3	1	3	18	13.6
N.C. CENTRAL	11/17/24	*	31	8-13	.615	0-0	.000	6-8	.750	6	4	10	7.2	4	0	2	0	2	22	15.0
at Louisville	11/22/24	*	31	6-12	.500	0-0	.000	3-3	1.000	6	3	9	7.4	3	1	1	0	1	15	15.0
Totals		7	200	39-67	.582	0-0	.000	27-38	.711	25	27	52	7.4	21	5	14	5	10	105	15.0

Games played: 7
Minutes/game: 28.6
Points/game: 15.0
FG Pct: 58.2
FT Pct: 71.1

Rebounds/game: 7.4
Assists/game: 0.7
Turnovers/game: 2.0
Assist/turnover ratio: 0.4
Steals/game: 1.4
Blocks/game: 0.7

				Field Goals		3-Point		F-Throws		Rebounds				Scoring						
SEASON	TEAM	GP-GS	MIN/AVG	FG-FGA	FG%	3FG-3FGA	3FG%	FT-FTA	FT%	OFF	DEF	TOT	AVG	PF-FO	A	TO	BLK	STL	PTS	AVG
2020-21	Win	25-0	338/13.5	59-97	.608	0-0	.000	24-45	.533	49	45	94	3.8	48-0	6	22	4	10	142	5.7
2021-22	Win	31-5	522/16.8	101-150	.673	0-0	.000	62-101	.614	50	101	151	4.9	56-0	8	39	18	10	264	8.5
2022-23	Win	30-28	951/31.7	184-275	.669	0-1	.000	119-181	.657	89	157	246	8.2	74-3	20	64	18	11	487	16.2
2023-24	Win	31-28	844/27.2	153-245	.624	2-8	.250	130-188	.691	66	111	177	5.7	61-1	34	66	20	16	438	14.1
2024-25	Win	7-7	201/28.7	39-67	.582	0-0	.000	27-38	.711	25	27	52	7.4	21-1	5	14	5	10	105	15.0
TOTAL		124-68	2855/23.0	536-834	.643	2-9	.222	362-553	.655	279	441	720	5.8	260-5	73	205	65	57	1436	11.6



Yoro
Diallo

5

Forward / 6-8 / 210 / R-So.
Cincinnati, Ohio
(Moeller H.S.)

CAREER HONORS

CAREER HIGHS				BIG SOUTH			
Points	14	Toccoa Falls (12/29/23)		Points	4	at Charleston Southern (1/24/24)	
Minutes	23	Toccoa Falls (12/29/23)		Minutes	18	at Charleston Southern (1/24/24)	
FGM	7	Toccoa Falls (12/29/23)		FGM	2	at Charleston Southern (1/24/24)	
FGA	11	Toccoa Falls (12/29/23)		FGA	4	at Charleston Southern (1/24/24)	
3PTFGM	1	at Florida State (12/22/23)		3PTFGM			
3PTFGA	1	three times		3PTFGAs	1	two times	
FTM	2	three times		FTM	2	UNC Asheville (1/18/24)	
FTA	6	Little Rock (11/9/24)		FTA	2	two times	
Rebounds	12	Toccoa Falls (12/29/23)		Rebounds	7	Charleston Southern (2/7/24)	
Assists	3	two times		Assists	2	Charleston Southern (2/7/24)	
Blocks	1	five times		Blocks			
Steals	3	William & Mary (11/15/24)		Steals	1	at Charleston Southern (1/24/24)	
Turnovers	2	four times		Turnovers	2	three times	

EXTRA DRIBBLE

- Has come off the bench in all six games he’s played (missed the Virginia Tech game)
- Has eight steals with three multi-steal games and snatched a career-best three vs. Georgia Southern
- Ranks 4th in the Big South with 1.6 steals per game
- Dished out a career-best three assists (4th multi-assist game) on 12/29/23 vs. Toccoa Falls
- Solid outing off the bench at Xavier (12/16/23) with three points, two rebounds and two steals in nine minutes
- Gave a solid six minutes at Little Rock, scoring on back-to-back possession during the first half
- Made collegiate debut on Nov. 6 at Clemson
- Played a season-high 22 minutes vs. Brevard and finished with a career-high eight points
- Hauled in a career-high seven rebounds vs. Brevard and Bob Jones
- Was an All-Team GCL basketball selection in 2022
- Was an All-Team GCL soccer selection in 2021
- Played soccer and basketball at Moeller H.S.
- Entering high school he stepped away from basketball and played soccer for three seasons before returning to basketball for his senior season

Opponent	Date	gs	min	Total		3-Pointers		Free throws		Rebounds				pf	a	t/o	blk	stl	pts	avg
				fg-fga	pct	3fg-fga	pct	ft-fga	pct	off	def	tot	avg							
PIEDMONT	11/04/24		15	3-5	.600	0-1	.000	2-2	1.000	4	2	6	6.0	1	3	1	0	1	8	8.0
LITTLE ROCK	11/09/24		4	0-1	.000	0-0	.000	1-6	.167	1	1	2	4.0	0	0	2	0	2	1	4.5
WILLIAM & MARY	11/15/24		10	1-3	.333	0-1	.000	0-0	.000	0	1	1	3.0	2	2	2	1	3	2	3.7
GA. SOUTHERN	11/16/24		9	1-2	.500	0-0	.000	1-2	.500	0	0	0	2.3	2	0	1	0	2	3	3.5
N.C. CENTRAL	11/17/24		6	0-1	.000	0-1	.000	0-0	.000	0	0	0	1.8	2	0	0	0	0	0	2.8
at Louisville	11/22/24		9	0-2	.000	0-0	.000	0-0	.000	0	3	3	2.0	1	0	1	0	0	0	2.3
Totals		0	53	5-14	.357	0-3	.000	4-10	.400	5	7	12	2.0	8	5	7	1	8	14	2.3

Games played: 6
Minutes/game: 8.8
Points/game: 2.3
FG Pct: 35.7
3FG Pct: 0.0
FT Pct: 40.0

Rebounds/game: 2.0
Assists/game: 0.8
Turnovers/game: 1.2
Assist/turnover ratio: 0.7
Steals/game: 1.3
Blocks/game: 0.2

				Field Goals		3-Point		F-Throws		Rebounds									Scoring	
SEASON	TEAM	GP-GS	MIN/AVG	FG-FGA	FG%	3FG-3FGA	3FG%	FT-FTA	FT%	OFF	DEF	TOT	AVG	PF-FO	A	TO	BLK	STL	PTS	AVG
2023-24	Win	29-0	251/8.7	20-40	.500	1-8	.125	6-13	.462	21	42	63	2.2	29-2	15	12	4	7	47	1.6
2024-25	Win	6-0	52/8.7	5-14	.357	0-3	.000	4-10	.400	5	7	12	2.0	8-0	5	7	1	8	14	2.3
TOTAL		35-0	304/8.7	25-54	.463	1-11	.091	10-23	.435	26	49	75	2.1	37-2	20	19	5	15	61	1.7



Cam Christy

8

Guard / 6-4 / 200 / Jr.
Walton, Ky.
(Mount St. Joseph Univ.)

EXTRA DRIBBLE

- Saw first action as an Eagle in the season opener with three minutes against Piedmont
- Walk-on and did not play in 2023-24
- 2021 and 2022 All-District Selection
- 2020, 2021, 2022 All-Conference Selection
- 2022 All-Region Selection

CAREER HONORS

CAREER HIGHS			BIG SOUTH		
Points	1	Piedmont (11/4/24)	Points		
Minutes	3	Piedmont (11/4/24)	Minutes		
FGM			FGM		
FGA	1	Piedmont (11/4/24)	FGA		
3PTFGM			3PTFGM		
3PTFGA	1	Piedmont (11/4/24)	3PTFGAs		
FTM	1	Piedmont (11/4/24)	FTM		
FTA	2	Piedmont (11/4/24)	FTA		
Rebounds	3	Piedmont (11/4/24)	Rebounds		
Assists	1	Piedmont (11/4/24)	Assists		
Blocks			Blocks		
Steals			Steals		
Turnovers			Turnovers		

Opponent	Date	gs	min	Total		3-Pointers		Free throws		Rebounds				pf	a	t/o	blk	stl	pts	avg
				fg-fga	pct	3fg-fga	pct	ft-fta	pct	off	def	tot	avg							
PIEDMONT	11/04/24		3	0-1	.000	0-1	.000	1-2	.500	1	2	3	3.0	0	1	0	0	0	1	1.0
LITTLE ROCK	11/09/24		1	0-0	.000	0-0	.000	0-0	.000	0	0	0	1.5	0	0	0	0	0	0	0.5
Totals		0	4	0-1	.000	0-1	.000	1-2	.500	1	2	3	1.5	0	1	0	0	0	1	0.5

Games played: 2
Minutes/game: 2.0
Points/game: 0.5
FG Pct: 0.0
3FG Pct: 0.0
FT Pct: 50.0

Rebounds/game: 1.5
Assists/game: 0.5
Assist/turnover ratio: 99.9

				Field Goals		3-Point		F-Throws		Rebounds				Scoring						
SEASON	TEAM	GP-GS	MIN/AVG	FG-FGA	FG%	3FG-3FGA	3FG%	FT-FTA	FT%	OFF	DEF	TOT	AVG	PF-FO	A	TO	BLK	STL	PTS	AVG
2024-25	Win	2-0	4/1.9	0-1	.000	0-1	.000	1-2	.500	1	2	3	1.5	0-0	1	0	0	0	1	0.5
TOTAL		2-0	4/1.9	0-1	.000	0-1	.000	1-2	.500	1	2	3	1.5	0-0	1	0	0	0	1	0.5



Nick Johnson 10

Guard / 6-4 / 200 / Sr.
Bronx, N.Y.
(New Hampshire)

CAREER HONORS

2022-23 America East All-Conference Third Team | 2022-23 America East All-Defensive Team

CAREER HIGHS				BIG SOUTH			
Points	21	two times		Points	20	Radford (1/13/24)	
Minutes	47	Radford (1/13/24)		Minutes	47	Radford (1/13/24)	
FGM	9	Bryant (1/14/23)		FGM	8	Radford (1/13/24)	
FGA	17	at UMASS Lowell (3/7/23)		FGA	11	Radford (1/13/24)	
3PTFGM	4	two times		3PTFGM	4	Radford (1/13/24)	
3PTFGA	8	two times		3PTFGAs	8	Radford (1/13/24)	
FTM	9	three times		FTM	9	USC Upstate (2/24/24)	
FTA	13	at UMASS Lowell (3/7/23)		FTA	11	at USC Upstate (1/6/24)	
Rebounds	16	Vermont (1/8/23)		Rebounds	7	Longwood (1/3/24)	
Assists	5	at Little Rock (12/10/23)		Assists	4	UNC Asheville (1/18/24)	
Blocks	3	two times		Blocks	1	four times	
Steals	4	three times		Steals	3	five times	
Turnovers	5	two times		Turnovers	5	Radford (1/13/24)	

EXTRA DRIBBLE

- Scored 17 points off the bench in the win vs. N.C. Central
- Made first start of the season at Louisville
- Has come off the bench in all six games and also had 17 points in the win over William & Mary
- Has a steal in 6-of-7 games and has eight on the year for a career total of 125
- Posted back-to-back 20-point games in 2023-24
- Surpassed 1,000 career points in the win at Radford last season and is five points from 1,100
- Has 13 multi-steal games last season and ranked 4th in the league (1.4)
- Had 44 steals in 2023-24, the first Eagle with 40 or more in a single-season since 2019-20 when Chandler Vaudrin had 45
- Had three steals at Longwood, his seventh game this season with 3 or more
- Reached 100 career steals with a swipe in the win over Radford
- Scored four points in overtime in the win at USC Upstate
- Dished out a career-high five assists in the win at Little Rock
- Scored a season-high 14 points in back-to-back games (Drexel/Holy Cross)
- Tied his career-high of four assists in the win over Elon
- Has gotten to the free throw line in every game since the opener when he was 0-for-0 (is just 7-for-19 at the line over last four games)
- Last season at New Hampshire he played in 25 games with 23 starts and was second on the team in scoring (12.8 ppg)
- Ranked 3rd in the America East in steals per game (1.4)
- Posted 20 or more points five times in 2022-23
- Recorded a double-double in back-to-back games (vs. Vermont/at Maine)
- Led All Hallows H.S. to a Class A CHSAA regular season title in 2019
- Averaged 21.7 ppg, 8.2 rpg, 4.9 apg, and 1.6 spg in his senior season
- Was named the Class A Player of the Year

Opponent	Date	gs	min	Total		3-Pointers		Free throws		Rebounds				pf	a	t/o	blk	stl	pts	avg
				fg-fga	pct	3fg-fga	pct	ft-fga	pct	off	def	tot	avg							
PIEDMONT	11/04/24	17		2-7	.286	1-3	.333	0-1	.000	2	1	3	3.0	1	2	0	0	1	5	5.0
LITTLE ROCK	11/09/24	15		0-4	.000	0-3	.000	1-2	.500	1	3	4	3.5	4	2	3	1	2	1	3.0
at Virginia Tech	11/11/24	23		0-5	.000	0-3	.000	2-4	.500	0	3	3	3.3	2	2	0	1	0	2	2.7
WILLIAM & MARY	11/15/24	28		4-9	.444	3-7	.429	6-6	1.000	0	1	1	2.8	2	0	0	0	3	17	6.3
GA. SOUTHERN	11/16/24	27		1-6	.167	0-2	.000	4-6	.667	2	1	3	2.8	1	0	3	0	1	6	6.2
N.C. CENTRAL	11/17/24	29		5-7	.714	2-3	.667	5-8	.625	0	1	1	2.5	2	2	1	1	1	17	8.0
at Louisville	11/22/24	*	20	1-6	.167	1-4	.250	0-1	.000	0	2	2	2.4	5	2	4	0	1	3	7.3
Totals		1	159	13-44	.295	7-25	.280	18-28	.643	5	12	17	2.4	17	10	11	3	9	51	7.3

Games played: 7
Minutes/game: 22.7
Points/game: 7.3
FG Pct: 29.5
3FG Pct: 28.0
FT Pct: 64.3

Rebounds/game: 2.4
Assists/game: 1.4
Turnovers/game: 1.6
Assist/turnover ratio: 0.9
Steals/game: 1.3
Blocks/game: 0.4

				Field Goals		3-Point		F-Throws		Rebounds										Scoring	
SEASON	TEAM	GP-GS	MIN/AVG	FG-FGA	FG%	3FG-3FGA	3FG%	FT-FTA	FT%	OFF	DEF	TOT	AVG	PF-FO	A	TO	BLK	STL	PTS	AVG	
2020-21	UNH	19-11	470/24.7	57-126	.452	7-21	.333	30-64	.469	18	65	83	4.4	43-1	24	27	7	16	151	7.9	
2021-22	UNH	28-27	794/28.4	89-184	.484	16-56	.286	48-78	.615	32	89	121	4.3	70-2	36	35	16	22	242	8.6	
2022-23	UNH	25-23	835/33.4	104-278	.374	34-91	.374	77-126	.611	43	81	124	5.0	62-0	26	45	9	34	319	12.8	
2023-24	Win	32-28	889/27.8	99-236	.419	35-99	.354	99-159	.623	32	79	111	3.5	63-1	55	59	9	44	332	10.4	
2024-25	Win	7-1	158/22.6	13-44	.295	7-25	.280	18-28	.643	5	12	17	2.4	17-1	10	11	3	9	51	7.3	
TOTAL FOR Win		39-29	1047/26.8	112-280	.400	42-124	.339	117-187	.626	37	91	128	3.3	80-2	65	70	12	53	383	9.8	
TOTAL		111-90	3146/28.3	362-868	.417	99-292	.339	272-455	.598	130	326	456	4.1	255-5	151	177	44	125	1095	9.9	



Kasen Harrison

11

Guard / 6-2 / 200 / Sr.
Beaumont, Texas
(Lamar Univ.)

CAREER HONORS

CAREER HIGHS				BIG SOUTH			
Points	27	at High Point (2/28/24)		Points	27	at High Point (2/28/24)	
Minutes	46	two times		Minutes	46	Radford (1/13/24)	
FGM	10	at High Point (2/28/24)		FGM	10	at High Point (2/28/24)	
FGA	17	at High Point (2/28/24)		FGA	17	at High Point (2/28/24)	
3PTFGM	6	Campbell (2/22/23)		3PTFGM	6	Campbell (2/22/23)	
3PTFGA	7	three times		3PTFGAs	6	Campbell (2/22/23)	
FTM	12	Georgia Southern (11/16/24)		FTM	9	three times	
FTA	14	at Longwood (1/7/23)		FTA	14	at Longwood (1/7/23)	
Rebounds	9	Wiley (11/9/21)		Rebounds	6	two times	
Assists	8	two times		Assists	7	USC Upstate (2/11/23)	
Blocks	1	11 times		Blocks	1a	t Longwood (1/7/23)	
Steals	4	five times		Steals	3	four times	
Turnovers	6	two times		Turnovers	5	at Longwood (1/7/23)	

EXTRA DRIBBLE

- Has scored in double-figures all seven games, including a season-high 24 against Georgia Southern
- In that game he was 12-for-13 from the foul line and is 5th in the Big South in free throw percentage (.850)
- Tied a career-best four steals against Little Rock
- Has multiple steals in back-to-back game and leads team with 11
- Shooting 57 percent from the floor, but is only 2-of-12 from three
- Was 1-of-3 Eagles reach 1,000 career points in 2023-24
- Moved past 400 career assists (404) and has 253 as an Eagle
- Knocked down a career-best six threes as he was a perfect 6-for-6 behind the arc in win over Campbell (2/22/23)
- No Winthrop player in the last 19 seasons has been perfect behind the arc when making five or more in a game
- Transferred from Lamar where he was a two-year starter
- As a sophomore he battled his way through injuries and played 16 games
- In the 16 games he averaged 10.7 ppg, 3.0 rpg and 3.2 apg
- He led all freshmen in scoring in the Southland Conference after posting 13.1 ppg in his first season
- Also ranked 5th in the Southland for assists per game (4.0) and 7th in steals (1.48)
- Was a PHTX Top 100 prospect out of Texas (58th overall) and was rated the No. 6 player by RCSsports.com

Opponent	Date	gs	min	Total		3-Pointers		Free throws		Rebounds				pf	a	t/o	blk	stl	pts	avg
				fg-fga	pct	3fg-fga	pct	ft-fa	pct	off	def	tot	avg							
PIEDMONT	11/04/24	*	20	5-9	.556	0-2	.000	4-4	1.000	0	1	1	1.0	1	4	0	0	0	14	14.0
LITTLE ROCK	11/09/24	*	29	3-4	.750	0-1	.000	7-8	.875	0	4	4	2.5	3	4	2	0	4	13	13.5
at Virginia Tech	11/11/24	*	33	8-14	.571	1-5	.200	2-3	.667	0	1	1	2.0	3	2	4	0	0	19	15.3
WILLIAM & MARY	11/15/24	*	32	5-13	.385	0-1	.000	5-6	.833	0	3	3	2.3	2	3	1	0	3	15	15.3
GA. SOUTHERN	11/16/24	*	31	6-8	.750	0-0	.000	12-13	.923	1	4	5	2.8	2	2	6	1	0	24	17.0
N.C. CENTRAL	11/17/24	*	36	5-8	.625	1-2	.500	2-3	.667	0	6	6	3.3	1	6	2	0	2	13	16.3
at Louisville	11/22/24	*	34	4-12	.333	0-1	.000	2-3	.667	0	0	0	2.9	4	3	3	0	2	10	15.4
Totals		7	215	36-68	.529	2-12	.167	34-40	.850	1	19	20	2.9	16	24	18	1	11	108	15.4

Games played: 7
Minutes/game: 30.7
Points/game: 15.4
FG Pct: 52.9
3FG Pct: 16.7
FT Pct: 85.0

Rebounds/game: 2.9
Assists/game: 3.4
Turnovers/game: 2.6
Assist/turnover ratio: 1.3
Steals/game: 1.6
Blocks/game: 0.1

				Field Goals		3-Point		F-Throws		Rebounds				Scoring						
SEASON	TEAM	GP-GS	MIN/AVG	FG-FGA	FG%	3FG-3FGA	3FG%	FT-FTA	FT%	OFF	DEF	TOT	AVG	PF-FO	A	TO	BLK	STL	PTS	AVG
2020-21	Lamar	25-20	805/32.2	115-241	.477	15-31	.484	83-103	.806	23	47	70	2.8	62-0	100	72	1	37	328	13.1
2021-22	Lamar	16-12	470/29.4	62-163	.380	13-53	.245	34-46	.739	19	29	48	3.0	23-0	51	41	0	17	171	10.7
2022-23	Win	29-26	931/32.1	111-231	.481	28-62	.452	83-110	.755	5	66	71	2.4	73-3	111	71	5	34	333	11.5
2023-24	Win	31-29	977/31.5	111-264	.420	28-92	.304	99-131	.756	19	75	94	3.0	65-0	118	62	4	38	349	11.3
2024-25	Win	7-7	215/30.7	36-68	.529	2-12	.167	34-40	.850	1	19	20	2.9	16-0	24	18	1	11	108	15.4
TOTAL FOR Win		67-62	2123/31.7	258-563	.458	58-166	.349	216-281	.769	25	160	185	2.8	154-3	253	151	10	83	790	11.8
TOTAL		108-94	3398/31.5	435-967	.450	86-250	.344	333-430	.774	67	236	303	2.8	239-3	404	264	11	137	1289	11.9



K.J.
Doucet

12

Forward / 6-7 / 230 / Sr.
Austell, Ga.
(Fort Valley State)

CAREER HONORS

2024-25 Big South Preseason Second Team All-Conference | 2022-23 SIAC Player of the Year | 2022-23 All-SIAC First Team | 2022-23 Div. II Conference Commissioner's Association (D2CCA) All-South Regional Team | 2022-23 D2 HBCU All-America First Team | 2021-22 SIAC Freshman of the Year

CAREER HIGHS				BIG SOUTH			
Points	31	Edward Waters (2/28/23)		Points	28	at Charleston Sou. (1/24/24)	
Minutes	39	Edward Waters (2/28/23)		Minutes	32	UNC Asheville (1/6/24)	
FGM	11	two times		FGM	11	two times	
FGA	28	Edward Waters (2/28/23)		FGA	17	at Radford (2/15/24)	
3PTFGM	4	four times		3PTFGM	3	three times	
3PTFGA	10	three times		3PTFGAs	10	UNC Asheville (1/18/24)	
FTM	13	Edward Waters (2/28/23)		FTM	8	at Longwood (2/10/24)	
FTA	17	Edward Waters (2/28/23)		FTA	11	at Longwood (2/10/24)	
Rebounds	13	Kentucky St. (2/28/22)		Rebounds	8	Charleston Sou. (2/7/24)	
Assists	5	three times		Assists	4	at Charleston Sou. (1/24/24)	
Blocks	3	Savannah St (2/9/22)		Blocks	2	at USC Upstate (1/6/24)	
Steals	4	two times		Steals	4	UNC Asheville (1/18/24)	
Turnovers	6	Univ. of Ft. Lauderdale (12/30/22)		Turnovers	5	Longwood (1/3/24)	

EXTRA DRIBBLE

- Posted his second double-double in the last three games with 13 points, 10 rebounds at Louisville
- Put up a double-double of 18 points, 10 rebounds against Georgia Southern
- Has been in double-figures all seven games, posting a season-high 18 points in the loss to Georgia Southern
- Ranks 4th in the Big South in field goal percentage (.583), 9th in rebounding (6.4) and 15th in scoring (14.1)
- Sitting 21 points away from 1,400 in his career
- Had 19 games in double-figures in 2023-24, including a stretch of three straight games with 20 or more points in December
- Last season he ranked 19th in the Big South in scoring (12.4), 11th in free throw percentage (.715) and 14th in three-pointers per game (1.6)
- Scored nine points vs. Toccoa Falls to reach 1,100 career points (reached 1,000 at Coastal Carolina) and surpassed 1,200 in the home win over the Bucs
- Transfer from Fort Valley State
- Scored double-figures in 28-of-29 games played last season and had 20 or more points in nine games
- Scored a career-high 31 points vs. Edward Waters in the final game of the season
- Led the team in scoring his freshman season as well as field goals made, three-point field goals made, free throws made, free throw percentage, total rebounds, defensive rebounds and rebounds per game

Opponent	Date	gs	min	Total		3-Pointers		Free throws		Rebounds											
				fg-fga	pct	3fg-fga	pct	ft-fga	pct	off	def	tot	avg	pf	a	t/o	blk	stl	pts	avg	
PIEDMONT	11/04/24	*	18	6-9	.667	1-2	.500	0-1	.000	3	3	6	6.0	2	1	2	0	1	13	13.0	
LITTLE ROCK	11/09/24	*	27	4-7	.571	3-5	.600	6-8	.750	1	6	7	6.5	2	1	4	0	2	17	15.0	
at Virginia Tech	11/11/24	*	30	7-12	.583	3-4	.750	0-2	.000	2	4	6	6.3	4	0	3	0	0	17	15.7	
WILLIAM & MARY	11/15/24	*	9	4-4	1.000	1-1	1.000	2-4	.500	2	1	3	5.5	5	0	1	0	0	11	14.5	
GA. SOUTHERN	11/16/24	*	27	6-11	.545	2-4	.500	4-9	.444	0	10	10	6.4	4	2	3	0	1	18	15.2	
N.C. CENTRAL	11/17/24	*	23	3-6	.500	0-1	.000	4-4	1.000	2	1	3	5.8	4	0	2	0	2	10	14.3	
at Louisville	11/22/24	*	23	5-11	.455	2-4	.500	1-6	.167	6	4	10	6.4	3	0	3	0	1	13	14.1	
Totals		7	157	35-60	.583	12-21	.571	17-34	.500	16	29	45	6.4	24	4	18	0	7	99	14.1	

Games played: 7
Minutes/game: 22.4
Points/game: 14.1
FG Pct: 58.3
3FG Pct: 57.1
FT Pct: 50.0

Rebounds/game: 6.4
Assists/game: 0.6
Turnovers/game: 2.6
Assist/turnover ratio: 0.2
Steals/game: 1.0

				Field Goals		3-Point		F-Throws		Rebounds											Scoring	
SEASON	TEAM	GP-GS	MIN/AVG	FG-FGA	FG%	3FG-3FGA	3FG%	FT-FTA	FT%	OFF	DEF	TOT	AVG	PF-FO	A	TO	BLK	STL	PTS	AVG		
2021-22	FVSU	28-28	803/28.7	133-332	.401	40-121	.331	106-137	.774	23	125	148	5.3	94-5	43	60	11	32	412	14.7		
2022-23	FVSU	29-29	845/29.1	149-358	.416	34-108	.315	152-201	.756	45	107	152	5.2	99-6	59	73	7	32	484	16.7		
2023-24	Win	32-30	766/23.9	129-291	.443	51-144	.354	88-123	.715	39	99	138	4.3	97-8	44	64	9	19	397	12.4		
2024-25	Win	7-7	159/22.7	35-60	.583	12-21	.571	17-34	.500	16	29	45	6.4	24-1	4	18	0	7	99	14.1		
TOTAL FOR Win		39-37	925/23.7	164-351	.467	63-165	.382	105-157	.669	55	128	183	4.7	121-9	48	82	9	26	496	12.7		
TOTAL		96-94	2573/26.8	446-1041	.428	137-394	.348	363-495	.733	123	360	483	5.0	314-20	150	215	27	90	1392	14.5		



Clay
Howard

13

Guard / 6-3 / 180 / Jr.
Aiken, S.C.
(Aiken H.S.)

CAREER HONORS

CAREER HIGHS			BIG SOUTH		
Points	3	Toccoa Falls (11/29/22)	Points	2	at Charleston Sou. (1/24/24)
Minutes	10	Toccoa Falls (11/29/22)	Minutes	2	at Charleston Sou. (1/24/24)
FGM	1	Toccoa Falls (11/29/22)	FGM	1	at Charleston Sou. (1/24/24)
FGA	3	Toccoa Falls (11/29/22)	FGA	1	at Charleston Sou. (1/24/24)
3PTFGM	1	Toccoa Falls (11/29/22)	3PTFGM		
3PTFGAs	3	Toccoa Falls (11/29/22)	3PTFGAs		
FTM	1	IUPUI (11/18/23)	FTM		
FTA	2	IUPUI (11/18/23)	FTA		
Rebounds	1	three times	Rebounds		
Assists			Assists		
Blocks			Blocks		
Steals	1	three times	Steals		
Turnovers	1	Toccoa Falls (11/29/22)	Turnovers		

EXTRA DRIBBLE

- Has not played in a game this season
- Scored a career-high eight points in four minutes off the bench vs. Toccoa Falls
- Hit multiple threes in the game for first time in his collegiate career
- Off the bench for a season-high five minutes vs. Brevard
- In 2022-23 he played a career-high 10 minutes vs. Toccoa Falls and scored first collegiate points with a three
- Saw first action in final minute of win over Eastern Michigan
- Was a team captain in high school and graduated Magna Cum Laude

				Field Goals		3-Point		F-Throws		Rebounds									Scoring	
SEASON	TEAM	GP-GS	MIN/AVG	FG-FGA	FG%	3FG-3FGA	3FG%	FT-FTA	FT%	OFF	DEF	TOT	AVG	PF-FO	A	TO	BLK	STL	PTS	AVG
2022-23	Win	3-0	11/3.6	1-3	.333	1-3	.333	0-0	.000	0	1	1	0.3	2-0	0	1	0	1	3	1.0
2023-24	Win	7-0	19/2.7	4-11	.364	2-5	.400	1-3	.333	0	2	2	0.3	1-0	0	0	0	3	11	1.6
TOTAL		10-0	30/3.0	5-14	.357	3-8	.375	1-3	.333	0	3	3	0.3	3-0	0	1	0	4	14	1.4



Noah
Van Bibber

14

Guard / 6-5 / 190 / So.
Debary, Fla.
(Concord Academy)

CAREER HONORS

CAREER HIGHS			BIG SOUTH		
Points	22	Holy Cross (11/17/23)	Points	8	USC Upstate (2/24/24)
Minutes	19	Brevard (11/8/23)	Minutes	9	USC Upstate (2/24/24)
FGM	6	Holy Cross (11/17/23)	FGM	2	USC Upstate (2/24/24)
FGA	9	Holy Cross (11/17/23)	FGA	3	USC Upstate (2/24/24)
3PTFGM	6	Holy Cross (11/17/23)	3PTFGM	2	USC Upstate (2/24/24)
3PTFGAs	8	Holy Cross (11/17/23)	3PTFGAs	3	USC Upstate (2/24/24)
FTM	4	Holy Cross (11/17/23)	FTM	2	USC Upstate (2/24/24)
FTA	4	Holy Cross (11/17/23)	FTA	3	USC Upstate (2/24/24)
Rebounds	5	Brevard (11/8/23)	Rebounds	1	Charleston Sou. (2/7/24)
Assists	1	two times	Assists		
Blocks			Blocks		
Steals	1	Queens (12/5/23)	Steals		
Turnovers	2	two times	Turnovers	1	at Charleston Sou. (1/24/24)

EXTRA DRIBBLE

- One of the first off the bench vs. N.C. Central but finished with just three minutes
- Saw a season-high 10 minutes in the opener vs. Piedmont, finishing the game with six points on 2-of-3 shooting behind the arc
- Played eight minutes off the bench at Coastal Carolina, but was 0-for-3 behind the arc (first game he played he didn’t knock down a three)
- Came off the bench to score a career-high 22 points in the win over Holy Cross
- Knocked down six threes in the game
- Was the first Winthrop freshman with a 20-point game since D.J. Burns Jr. had 23 at Charleston Southern on Jan. 30, 202
- The last freshman guard to score 20 or more points was Russell Jones Jr. on Dec. 12, 2019 vs. Elon

Opponent	Date	gs	min	Total		3-Pointers		Free throws		Rebounds				pf	a	t/o	blk	stl	pts	avg
				fg-fga	pct	3fg-fga	pct	ft-fta	pct	off	def	tot	avg							
PIEDMONT	11/04/24		10	2-3	.667	2-3	.667	0-0	.000	0	1	1	1.0	0	0	0	0	0	6	6.0
LITTLE ROCK	11/09/24		1	0-0	.000	0-0	.000	0-0	.000	0	0	0	0.5	0	0	0	0	0	0	3.0
N.C. CENTRAL	11/17/24		3	0-2	.000	0-2	.000	0-0	.000	0	0	0	0.3	1	0	0	0	0	0	2.0
Totals		0	14	2-5	.400	2-5	.400	0-0	.000	0	1	1	0.3	1	0	0	0	0	6	2.0

Games played: 3
Minutes/game: 4.7
Points/game: 2.0
FG Pct: 40.0
3FG Pct: 40.0

Rebounds/game: 0.3

				Field Goals		3-Point		F-Throws		Rebounds				Scoring						
SEASON	TEAM	GP-GS	MIN/AVG	FG-FGA	FG%	3FG-3FGA	3FG%	FT-FTA	FT%	OFF	DEF	TOT	AVG	PF-FO	A	TO	BLK	STL	PTS	AVG
2023-24	Win	18-0	159/8.8	21-66	.318	16-52	.308	12-14	.857	10	12	22	1.2	29-0	2	7	0	1	70	3.9
2024-25	Win	3-0	14/4.5	2-5	.400	2-5	.400	0-0	.000	0	1	1	0.3	1-0	0	0	0	0	6	2.0
TOTAL		21-0	172/8.2	23-71	.324	18-57	.316	12-14	.857	10	13	23	1.1	30-0	2	7	0	1	76	3.6



Tommy
Kamarad 15

Forward / 6-8 / 205 / Sr.
Buford, Ga.
(Arkansas Tech)

CAREER HONORS

CAREER HIGHS				BIG SOUTH			
Points	22	five times		Points			
Minutes	38	at Southeastern Oklahoma (2/1/24)		Minutes			
FGM	9	at Oklahoma Baptist (1/11/24)		FGM			
FGA	15	at Southeastern Oklahoma (2/1/24)		FGA			
3PTFGM	5	three times		3PTFGM			
3PTFGA	10	at Southeastern Oklahoma (2/1/24)		3PTFGAs			
FTM	8	two times		FTM			
FTA	8	two times		FTA			
Rebounds	11	Northwestern Oklahoma (3/9/24)		Rebounds			
Assists	4	Ouachita Baptist (12/2/23)		Assists			
Blocks	3	four times		Blocks			
Steals	3	two times		Steals			
Turnovers	2	Piedmont (11/4/24)		Turnovers			

EXTRA DRIBBLE

- Posted a season-high 13 points in the win over Little Rock
- Has seen double-digit minutes in all seven games so far
- Started the first five games of the season
- Had 26 points in first four games and just two in the last three
- After starting the season 4-for-8 behind the arc, he's 0-for-9 since
- Played the last two seasons at Arkansas Tech, starting 58-of-63 games played
- Helped the team to a Great American Conference Championship
- Named to the GACC All-Tournament Team
- Began career at Otero Junior College where he played 45 games with 22 starts

Opponent	Date	gs	min	Total		3-Pointers		Free throws		Rebounds				pf	a	t/o	blk	stl	pts	avg
				fg-fga	pct	3fg-fga	pct	ft-fita	pct	off	def	tot	avg							
PIEDMONT	11/04/24	*	16	2-5	.400	1-4	.250	2-3	.667	1	6	7	7.0	1	0	2	1	0	7	7.0
LITTLE ROCK	11/09/24	*	13	4-6	.667	3-4	.750	2-5	.400	1	4	5	6.0	0	0	1	0	0	13	10.0
at Virginia Tech	11/11/24	*	18	1-3	.333	0-2	.000	0-0	.000	2	0	2	4.7	3	1	1	0	1	2	7.3
WILLIAM & MARY	11/15/24	*	20	2-5	.400	0-3	.000	0-0	.000	3	3	6	5.0	4	1	0	0	2	4	6.5
GA. SOUTHERN	11/16/24	*	16	0-1	.000	0-1	.000	0-0	.000	1	2	3	4.6	1	0	1	0	0	0	5.2
N.C. CENTRAL	11/17/24		10	1-2	.500	0-1	.000	0-0	.000	1	1	2	4.2	0	0	0	0	0	2	4.7
at Louisville	11/22/24		10	0-3	.000	0-2	.000	0-0	.000	0	0	0	3.6	1	0	0	0	1	0	4.0
Totals		5	103	10-25	.400	4-17	.235	4-8	.500	9	16	25	3.6	10	2	5	1	4	28	4.0

Games played: 7
Minutes/game: 14.7
Points/game: 4.0
FG Pct: 40.0
3FG Pct: 23.5
FT Pct: 50.0

Rebounds/game: 3.6
Assists/game: 0.3
Turnovers/game: 0.7
Assist/turnover ratio: 0.4
Steals/game: 0.6
Blocks/game: 0.1

				Field Goals		3-Point		F-Throws		Rebounds				Scoring						
SEASON	TEAM	GP-GS	MIN/AVG	FG-FGA	FG%	3FG-3FGA	3FG%	FT-FTA	FT%	OFF	DEF	TOT	AVG	PF-FO	A	TO	BLK	STL	PTS	AVG
2022-23	ATU	31-28	707/22.8	81-195	.415	29-81	.358	52-62	.839	35	86	121	3.9	74-1	27	36	24	26	243	7.8
2023-24	ATU	32-30	873/27.3	143-281	.509	47-118	.398	58-71	.817	53	112	165	5.2	84-3	42	47	33	17	391	12.2
2024-25	Win	7-5	102/14.6	10-25	.400	4-17	.235	4-8	.500	9	16	25	3.6	10-0	2	5	1	4	28	4.0
TOTAL FOR Win		7-5	102/14.6	10-25	.400	4-17	.235	4-8	.500	9	16	25	3.6	10-0	2	5	1	4	28	4.0
TOTAL		70-63	1682/24.0	234-501	.467	80-216	.370	114-141	.809	97	214	311	4.4	168-4	71	88	58	47	662	9.5



Tai
Hamilton

21

Forward / 6-10 / 200 / So.
Charlotte, N.C.
(William & Mary)

CAREER HONORS

CAREER HIGHS				BIG SOUTH			
Points	10	Piedmont (11/4/24)		Points			
Minutes	23	at Col. of Charleston (2/19/24)		Minutes			
FGM	4	at Elon (2/29/24)		FGM			
FGA	4	at Elon (2/29/24)		FGA			
3PTFGM				3PTFGM			
3PTFGA				3PTFGAs			
FTM	4	Piedmont (11/4/24)		FTM			
FTA	6	Piedmont (11/4/24)		FTA			
Rebounds	10	Piedmont (11/4/24)		Rebounds			
Assists	2	two times		Assists			
Blocks	4	Piedmont (11/4/24)		Blocks			
Steals	3	Delaware (2/1/24)		Steals			
Turnovers	3	three times		Turnovers			

EXTRA DRIBBLE

- Posted a double-double in the opener with 10 points, 10 rebounds (both career-highs)
- Set a career-high in blocks with four vs. Piedmont
- Played in 26 games as a freshman at William & Mary
- Ranked 14th in the Coastal Athletic Association in blocks per game (nearly one per game - .85)
- Only played two years of high school basketball
- Selected for Queen City All-Star Game in 2023
- Led state of North Carolina with 4.6 blocks per game in 2021-22
- Played AAU for ACE Elite in 2021 and 2022

Opponent	Date	gs	min	Total		3-Pointers		Free throws		Rebounds				pf	a	t/o	blk	stl	pts	avg
				fg-fga	pct	3fg-fga	pct	ft-fa	pct	off	def	tot	avg							
PIEDMONT	11/04/24	11		3-3	1.000	0-0	.000	4-6	.667	5	5	10	10.0	4	2	0	4	1	10	10.0
LITTLE ROCK	11/09/24	6		1-1	1.000	0-0	.000	0-0	.000	1	0	1	5.5	4	0	0	0	0	2	6.0
at Virginia Tech	11/11/24	3		0-0	.000	0-0	.000	0-0	.000	1	2	3	4.7	0	0	0	2	0	0	4.0
WILLIAM & MARY	11/15/24	7		0-1	.000	0-0	.000	2-4	.500	1	1	2	4.0	1	0	0	1	0	2	3.5
GA. SOUTHERN	11/16/24	6		0-0	.000	0-0	.000	2-2	1.000	0	1	1	3.4	1	0	0	0	0	2	3.2
N.C. CENTRAL	11/17/24	3		0-0	.000	0-0	.000	0-0	.000	2	0	2	3.2	1	0	2	0	0	0	2.7
at Louisville	11/22/24	9		0-2	.000	0-0	.000	1-4	.250	2	1	3	3.1	0	0	0	0	1	1	2.4
Totals		0	45	4-7	.571	0-0	.000	9-16	.563	12	10	22	3.1	11	2	2	7	2	17	2.4

Games played: 7
Minutes/game: 6.4
Points/game: 2.4
FG Pct: 57.1
FT Pct: 56.3

Rebounds/game: 3.1
Assists/game: 0.3
Turnovers/game: 0.3
Assist/turnover ratio: 1.0
Steals/game: 0.3
Blocks/game: 1.0

				Field Goals		3-Point		F-Throws		Rebounds				Scoring						
SEASON	TEAM	GP-GS	MIN/AVG	FG-FGA	FG%	3FG-3FGA	3FG%	FT-FTA	FT%	OFF	DEF	TOT	AVG	PF-FO	A	TO	BLK	STL	PTS	AVG
2023-24	W&M	26-0	316/12.2	16-28	.571	0-0	.000	6-23	.261	25	55	80	3.1	64-4	6	18	22	13	38	1.5
2024-25	Win	7-0	45/6.4	4-7	.571	0-0	.000	9-16	.563	12	10	22	3.1	11-0	2	2	7	2	17	2.4
TOTAL FOR Win		7-0	45/6.4	4-7	.571	0-0	.000	9-16	.563	12	10	22	3.1	11-0	2	2	7	2	17	2.4
TOTAL		33-0	361/10.9	20-35	.571	0-0	.000	15-39	.385	37	65	102	3.1	75-4	8	20	29	15	55	1.7



Henry Harrison

22

Guard / 5-11 / 175 / So.
Lewisburg, Pa.
(Lewisburg H.S.)

CAREER HONORS

EXTRA DRIBBLE

- Seen action in two games this season
- Made all of his three-point attempts (3-for-3) as a freshman
- Had a season-high four minutes vs. Brevard/vs. Toccoa Falls
- Lettered in soccer (4 yrs.) and basketball (3 yrs.) at Lewisburg H.S.
- Was team captain in 2023 and named to First Team All-Conference

CAREER HIGHS				BIG SOUTH			
Points	3	three times		Points	2	at Charleston Southern (1/24/24)	
Minutes	4	two times		Minutes			
FGM	1	four times		FGM			
FGA	3	Piedmont (11/4/24)		FGA			
3PTFGM	1	three times		3PTFGM			
3PTFGAs	2	Piedmont (11/4/24)		3PTFGAs			
FTM				FTM			
FTA				FTA			
Rebounds				Rebounds			
Assists	1	Bob Jones (11/28/23)		Assists			
Blocks				Blocks			
Steals	1	Charleston Southern (2/7/24)		Steals	1	Charleston Southern (2/7/24)	
Turnovers	1	three times		Turnovers			

Opponent	Date	gs	min	Total		3-Pointers		Free throws		Rebounds				pf	a	t/o	blk	stl	pts	avg
				fg-fga	pct	3fg-fga	pct	ft-fga	pct	off	def	tot	avg							
PIEDMONT	11/04/24		3	1-3	.333	0-2	.000	0-0	.000	0	0	0	0.0	0	0	0	0	0	2	2.0
LITTLE ROCK	11/09/24		1	0-0	.000	0-0	.000	0-0	.000	0	0	0	0.0	0	0	0	0	0	0	1.0
Totals		0	4	1-3	.333	0-2	.000	0-0	.000	0	0	0	0.0	0	0	0	0	0	2	1.0

Games played: 2
Minutes/game: 2.0
Points/game: 1.0
FG Pct: 33.3
3FG Pct: 0.0

				Field Goals		3-Point		F-Throws		Rebounds										Scoring	
SEASON	TEAM	GP-GS	MIN/AVG	FG-FGA	FG%	3FG-3FGA	3FG%	FT-FTA	FT%	OFF	DEF	TOT	AVG	PF-FO	A	TO	BLK	STL	PTS	AVG	
2023-24	Win	7-0	16/2.3	3-3	1.000	3-3	1.000	0-0	.000	0	0	0	0.0	0-0	1	3	0	1	9	1.3	
2024-25	Win	2-0	4/1.9	1-3	.333	0-2	.000	0-0	.000	0	0	0	0.0	0-0	0	0	0	0	2	1.0	
TOTAL		9-0	20/2.2	4-6	.667	3-5	.600	0-0	.000	0	0	0	0.0	0-0	1	3	0	1	11	1.2	



Logan Duncomb 51

Center / 6-10 / 230 / Jr.
Cincinnati, Ohio
(Xavier)

CAREER HONORS

CAREER HIGHS			BIG SOUTH		
Points	10	Elon (12/20/22)	Points		
Minutes			Minutes		
FGM	5	Elon (12/20/22)	FGM		
FGA	6	Elon (12/20/22)	FGA		
3PTFGM			3PTFGM		
3PTFGA			3PTFGAs		
FTM	4	Little Rock (11/9/24)	FTM		
FTA	5	Little Rock (11/9/24)	FTA		
Rebounds	5	Elon (12/20/22)	Rebounds		
Assists	2	Elon (12/20/22)	Assists		
Blocks	2	Jackson St. (11/25/22)	Blocks		
Steals	1	two times	Steals		
Turnovers	2	Georgia Southern (11/16/24)	Turnovers		

EXTRA DRIBBLE

- Did not dress for the game at Louisville
- Seen action in all six games so farwith a season-high eight minutes in the first two games he played this season
- Has three or more rebounds in three of the five games played (missed the opener)
- Began collegiate career at Indiana, transferred to Xavier and now at Winthrop
- Has battled through injuries most of his collegiate career
- Played in 18 games in two seasons at Indiana
- Led Moeller High School to a state title in 2019
- Named the GCL Co-Player of the Year

Opponent	Date	gs	min	Total		3-Pointers		Free throws		Rebounds				pf	a	t/o	blk	stl	pts	avg
				fg-fga	pct	3fg-fga	pct	ft-fta	pct	off	def	tot	avg							
LITTLE ROCK	11/09/24	8		1-2	.500	0-0	.000	4-5	.800	2	1	3	3.0	4	0	0	0	0	6	6.0
at Virginia Tech	11/11/24	8		0-2	.000	0-0	.000	0-0	.000	0	1	1	2.0	0	0	0	0	0	0	3.0
WILLIAM & MARY	11/15/24	4		1-3	.333	0-0	.000	0-0	.000	1	2	3	2.3	2	0	1	0	0	2	2.7
GA. SOUTHERN	11/16/24	4		0-1	.000	0-0	.000	3-4	.750	0	0	0	1.8	2	0	2	0	0	3	2.8
N.C. CENTRAL	11/17/24	6		1-1	1.000	0-0	.000	0-0	.000	0	3	3	2.0	1	0	1	1	0	2	2.6
Totals		0	30	3-9	.333	0-0	.000	7-9	.778	3	7	10	2.0	9	0	4	1	0	13	2.6

Games played: 5
Minutes/game: 6.0
Points/game: 2.6
FG Pct: 33.3
FT Pct: 77.8

Rebounds/game: 2.0
Turnovers/game: 0.8
Blocks/game: 0.2

				Field Goals		3-Point		F-Throws		Rebounds										Scoring	
SEASON	TEAM	GP-GS	MIN/AVG	FG-FGA	FG%	3FG-3FGA	3FG%	FT-FTA	FT%	OFF	DEF	TOT	AVG	PF-FO	A	TO	BLK	STL	PTS	AVG	
2021-22	IND	9-0	19/2.1	2-4	.500	0-0	.000	2-2	1.000	3	3	6	0.7	3-0	1	3	1	1	6	0.7	
2022-23	IND	9-0	51/5.7	12-16	.750	0-0	.000	2-7	.286	5	10	15	1.7	8-0	2	3	5	1	26	2.9	
2024-25	Win	5-0	29/5.8	3-9	.333	0-0	.000	7-9	.778	3	7	10	2.0	9-0	0	4	1	0	13	2.6	
TOTAL FOR Win		5-0	29/5.8	3-9	.333	0-0	.000	7-9	.778	3	7	10	2.0	9-0	0	4	1	0	13	2.6	
TOTAL		23-0	99/4.3	17-29	.586	0-0	.000	11-18	.611	11	20	31	1.3	20-0	3	10	7	2	45	2.0	



Bryce Baker

55

Guard / 6-5 / 200 / Jr.
Mooresville, N.C.
(Old Dominion)

CAREER HONORS

CAREER HIGHS				BIG SOUTH			
Points	16	two times		Points			
Minutes	30	William & Mary (11/15/24)		Minutes			
FGM	6	two times		FGM			
FGA	11	two times		FGA			
3PTFGM	4	six times		3PTFGM			
3PTFGA	9	two times		3PTFGAs			
FTM	4	Virginia Wesleyan (11/6/23)		FTM			
FTA	5	at Coastal Carolina (1/28/23)		FTA			
Rebounds	7	two times		Rebounds			
Assists	3	at Arkansas (11/13/23)		Assists			
Blocks	1	seven times		Blocks			
Steals	3	at Marshall (1/14/23)		Steals			
Turnovers	2	Little Rock (11/9/24)		Turnovers			

EXTRA DRIBBLE

- After 15 minutes off the bench in the opener, he’s played at least 21 minutes in ever contest since
- Has six or more rebounds in four games and at least four or more in all seven games so far
- Has connected on four triples in two contests and at least one three in 5-of-7 games
- Just 2-for-14 behind the arc in the last two games
- Transfer from Old Dominion where he played in 32 games last season with seven starts
- Was second on the team with 42 three-pointers made
- Named Most Efficient Player on the AAU Under Armour Circuit for Team Charlotte
- Led Combine Academy to a state title in 2020 (North Carolina)
- Led Davidson Day to a state tile in 2019 (North Carolina)

Opponent	Date	qs	min	Total		3-Pointers		Free throws		Rebounds				pf	a	t/o	blk	stl	pts	avg
				fg-fga	pct	3fg-fga	pct	ft-fita	pct	off	def	tot	avg							
PIEDMONT	11/04/24		15	6-11	.545	4-8	.500	0-0	.000	1	3	4	4.0	1	0	0	0	0	16	16.0
LITTLE ROCK	11/09/24	*	24	2-8	.250	2-7	.286	2-2	1.000	2	4	6	5.0	1	1	2	0	0	8	12.0
at Virginia Tech	11/11/24	*	24	0-8	.000	0-8	.000	0-0	.000	1	6	7	5.7	1	2	0	0	0	0	8.0
WILLIAM & MARY	11/15/24	*	30	6-11	.545	4-9	.444	0-0	.000	0	6	6	5.8	1	1	0	0	1	16	10.0
GA. SOUTHERN	11/16/24	*	29	2-6	.333	1-5	.200	0-2	.000	0	6	6	5.8	2	1	0	1	2	5	9.0
N.C. CENTRAL	11/17/24	*	21	0-5	.000	0-3	.000	0-0	.000	0	4	4	5.5	0	1	1	1	0	0	7.5
at Louisville	11/22/24		22	1-6	.167	1-6	.167	2-2	1.000	1	3	4	5.3	0	0	2	0	1	5	7.1
Totals		5	165	17-55	.309	12-46	.261	4-6	.667	5	32	37	5.3	6	6	5	2	4	50	7.1

Games played: 7
Minutes/game: 23.6
Points/game: 7.1
FG Pct: 30.9
3FG Pct: 26.1
FT Pct: 66.7

Rebounds/game: 5.3
Assists/game: 0.9
Turnovers/game: 0.7
Assist/turnover ratio: 1.2
Steals/game: 0.6
Blocks/game: 0.3

				Field Goals		3-Point		F-Throws		Rebounds				Scoring						
SEASON	TEAM	GP-GS	MIN/AVG	FG-FGA	FG%	3FG-3FGA	3FG%	FT-FTA	FT%	OFF	DEF	TOT	AVG	PF-FO	A	TO	BLK	STL	PTS	AVG
2022-23	ODU	27-9	323/12.0	26-74	.351	21-63	.333	4-9	.444	13	26	39	1.4	20-0	5	6	3	10	77	2.9
2023-24	ODU	32-3	632/19.8	56-158	.354	42-124	.339	7-12	.583	23	50	73	2.3	28-0	20	11	2	12	161	5.0
2024-25	Win	7-5	166/23.7	17-55	.309	12-46	.261	4-6	.667	5	32	37	5.3	6-0	6	5	2	4	50	7.1
TOTAL FOR Win		7-5	166/23.7	17-55	.309	12-46	.261	4-6	.667	5	32	37	5.3	6-0	6	5	2	4	50	7.1
TOTAL		66-17	1121/17.0	99-287	.345	75-233	.322	15-27	.556	41	108	149	2.3	54-0	31	22	7	26	288	4.4